



**NOTTINGHAM CITY COUNCIL**  
**WEST AREA COMMITTEE**

**Date:** Wednesday, 14 June 2017

**Time:** 5.30 pm

**Place:** LH 0.02 - Loxley House, Station Street, Nottingham, NG2 3NG

**Councillors are requested to attend the above meeting to transact the following business**

**Corporate Director for Strategy and Resources**

**Governance Officer:** Noel McMenamin Governance Officer **Direct Dial:** 01158764304

- 1 APPOINTMENT OF CHAIR**
- 2 APPOINTMENT OF VICE-CHAIR**
- 3 APOLOGIES FOR ABSENCE**
- 4 DECLARATIONS OF INTERESTS**
- 5 MINUTES** 3 - 12  
Last meeting held on 15 February 2017 (for confirmation)
- 6 COMMUNITY REPRESENTATIVES UPDATE**  
Community representatives to report
- 7 POLICE UPDATE**  
Verbal update on local policing issues
- 8 BROXTOWE COUNTRY PARK UPDATE** 13 - 18  
Report of Corporate Director, Commercial and Operations
- 9 AREA CLUSTER EARLY YEARS** 19 - 34  
Report of Corporate Director, Children and Adults
- 10 NOTTINGHAM CITY HOMES** 35 - 54  
Report of the Chief Executive, Nottingham City Homes

<b>11</b>	<b>WARD REPORT</b> Report of Corporate Director, Commercial and Operations	55 - 74
<b>12</b>	<b>AREA CAPITAL FUND</b> Report of Corporate Director, Commercial and Operations	75 - 88
<b>13</b>	<b>DELEGATED AUTHORITY APPROVALS</b> Report of Corporate Director, Commercial and Operations	89 - 96
<b>14</b>	<b>DATES OF FUTURE MEETINGS</b> To agree to meet on the following dates:	
	2017:                      2018:	
	13 September          14 February	
	15 November	

IF YOU NEED ANY ADVICE ON DECLARING AN INTEREST IN ANY ITEM ON THE AGENDA, PLEASE CONTACT THE GOVERNANCE OFFICER SHOWN ABOVE, IF POSSIBLE BEFORE THE DAY OF THE MEETING

CITIZENS ATTENDING MEETINGS ARE ASKED TO ARRIVE AT LEAST 15 MINUTES BEFORE THE START OF THE MEETING TO BE ISSUED WITH VISITOR BADGES

CITIZENS ARE ADVISED THAT THIS MEETING MAY BE RECORDED BY MEMBERS OF THE PUBLIC. ANY RECORDING OR REPORTING ON THIS MEETING SHOULD TAKE PLACE IN ACCORDANCE WITH THE COUNCIL'S POLICY ON RECORDING AND REPORTING ON PUBLIC MEETINGS, WHICH IS AVAILABLE AT [WWW.NOTTINGHAMCITY.GOV.UK](http://WWW.NOTTINGHAMCITY.GOV.UK). INDIVIDUALS INTENDING TO RECORD THE MEETING ARE ASKED TO NOTIFY THE GOVERNANCE OFFICER SHOWN ABOVE IN ADVANCE.

**NOTTINGHAM CITY COUNCIL**

**WEST AREA COMMITTEE**

**MINUTES of the meeting held at LB 31-32 - Loxley House, Station Street, Nottingham, NG2 3NG on 15 February 2017 from 17.30 - 19.15**

**Membership**

Present

Councillor Carole McCulloch (Chair)  
Councillor Marcia Watson (Vice Chair)  
Councillor Patience Uloma Ifediora  
Councillor Glyn Jenkins  
Councillor Mohammed Saghir  
Councillor Wendy Smith  
Councillor Malcolm Wood

Absent

Councillor Graham Chapman

**Colleagues, partners and others in attendance:**

David Baillie	-	Regeneration Officer
Nigel Brice	-	New Whitemoor Tenants and Residents Association
Steve Burch	-	Groundwork Greater Nottingham
Julianne Christou	-	Neighbourhood Development Officer
Ceri Davies	-	Housing Strategy Specialist
Mervin Goring	-	Nottingham Focus on Wellbeing
Aran Hennessy	-	Principal Environmental Health Officer
Kristian Murden	-	Tenancy and Estate Manager, Nottingham City Homes
Liam Searle	-	Neighbourhood Development Officer
Joanne Smyth	-	Bilborough Carers Support
James Tilford	-	Park Development Officer
Christine Willetts	-	Nottingham Tartanaires/Aspley Partnership
Laura Wilson	-	Senior Governance Officer

**35 APOLOGIES**

Councillor Graham Chapman – other Council business  
Rob Gabbitas

**36 DECLARATIONS OF INTEREST**

None

**37 MINUTES**

Subject to minute 27(3) being amended to read 'Leen Valley Ward (Councillors Glyn Jenkins and Mohammed Saghir)', instead of 'Leen Valley Ward (Councillors Coral Glyn Jenkins and Mohammed Saghir)', the minutes of the meeting held on 16 November 2016 were confirmed and signed by the Chair.

**38 JULIANNE CHRISTOU, NEIGHBOURHOOD DEVELOPMENT OFFICER**

As it was Julianne’s last meeting before her retirement, the Committee thanked her for her hard work, which has been greatly appreciated and will be missed.

**39 DELEGATED AUTHORITY APPROVALS**

Julianne Christou, Neighbourhood Development Officer, introduced the report detailing the use of delegated authority by the Director of Neighbourhood Services for the financial year 2016/17, and the remaining balance.

**RESOLVED to note the spending approvals from the Ward Councillor budgets, approved by the Director of Neighbourhood Services:**

**(1) Aspley (Councillors Graham Chapman, Patience Uloma Ifediors, and Carole McCulloch):**

<b>Project/Group</b>	<b>Amount</b>
Ambleside Summer Carnival	£250
Young at Heart	£1,000
Melbourne Road fencing	£1,999
Residential Music trip	£210
Welfare Rights Service	£5,700
Woodfield Park Launch event	£200
Aspley Partnership day trip	£1,250
Tick Tock summer carnival	£3,000
Broxtowe Park Fun Day	£2,000
Bells Lane Surprise Play Project	£500
Santa’s Grotto – Aspley Library	£50
Lighting Up Aspley – Tree	£1,500
Welfare Rights Part 2	£1,500
BCC World Food Day	£500
Red Dance Christmas Performance	£100
St Martha’s Foodbank	£135

**Total: £19,894**

Remaining balance brought forward 2015/16	£13,732
Councillor budget allocated 2016/17	£15,000
<b>Total available</b>	<b>£28,732</b>
Allocated funds	£19,894
<b>Remaining Balance 2016/17</b>	<b>£ 8,838</b>

**(2) Bilborough (Councillors Wendy Smith, Marcia Watson, and Malcolm Wood):**

<b>Project/Group</b>	<b>Amount</b>
Residential Music Camp	£660
Make IT Fun Day	£1,000
Strelley Village Green Fun Day	£493

Hoylake Queens Party in the Park	£5,000
YMCA Referral Service	£2080
Tick Tock Summer Carnival	£3,000
What Really Matters Workshop	£150
Bilborough Library Garden Project	£2,100
DADTRA 10 <sup>th</sup> Anniversary Event	£500
Older Person's Event	£300
113 <sup>th</sup> Scouts Refurbishment	£700
Christmas Festival	£4,000
Beechdale Community Centre Market Trip	£180
St Martha's Foodbank	£90
Contribution to Parking Scheme (Freemount Drive)	£17,200

**Total: £37,453**

Remaining balance brought forward 2015/16	£62,214.80
Councillor budget allocated 2016/17	£15,000
<b>Total available</b>	<b>£77,214.80</b>
Allocated Funds	£37,453.00
<b>Remaining Balance 2016/17</b>	<b>£39,761.80</b>

**(3) Leen Valley (Councillors Glyn Jenkins and Mohammed Saghir):**

<b>Project</b>	<b>Amount</b>
Mobile CCTV units	£8,220
Bangladesh Welfare Association	£2,000
Play and Youth equipment – New Whitemoor	£1,500
Southwold Primary Food Fest	£500
Kennington Road Play Park Equipment	£12,000
Lighting up Aspley – Christmas Event	£2,500
St Martha's Foodbank	£90
Beechdale Community Centre Market Trip	£180
Strelley Boxing Club equipment for girls	£400
Windmill Community Gardens	£1,527
Preparation for School Allotment Site	£410
Community Christmas Meal-Vine	£200
Southwold school coffee drop in / Hub	£150

**Total: £29,677**

Remaining balance brought forward 2015/16	£36,727
Councillor Budget Allocation 2016/17	£10,000
<b>Total available</b>	<b>£46,727</b>
Allocated Funds	£29,677
<b>Remaining Balance 2016/17</b>	<b>£17,050</b>

#### **40 AREA CAPITAL FUND**

Liam Searle, Neighbourhood Development Officer, introduced the report detailing the latest spending proposals under the Area Capital Fund including highways and footpaths.

#### **RESOLVED to**

- (1) note that the following money is now available:

<b>Aspley</b>	<b>£21,650</b>
<b>Bilborough</b>	<b>£0</b>
<b>Leen Valley</b>	<b>£0</b>

- (2) approve the following schemes:

#### **Bilborough Public Realm Plan Schemes:**

<b>Location</b>	<b>Type</b>	<b>Estimate</b>	<b>Details</b>
Eremount Drive area	Parking	£15,000	Contribution to a £32,200 parking permit scheme
Hanslope Crescent area	Survey	£2,862	Survey into parking options

#### **Bilborough Withdrawn Schemes:**

<b>Location</b>	<b>Type</b>	<b>Amount</b>	<b>Reason</b>
Staverton Road	Crossings	£10,000	Scheme discontinued
Bilborough Ward crossings	Dropped crossings	£5,000	Scheme discontinued

#### **41 OAKFORD CLOSE : STOPPING UP FOOTPATH**

David Baillie, Regeneration Officer, introduced the report detailing the extinguishment of highway rights over carriageway, footway and footpaths at Oakford Close to enable the development of new Council housing to go ahead.

#### **RESOLVED to note**

- (1) the decision of the Head of Neighbourhood Management in Delegated Decision 2583 to exercise her executive power on behalf of the Committee;
- (2) that the proposed order was published by the Secretary of State, the public consultation began on 6 October 2016 and ended on 2 November 2016, with no objections received. The order was made on 16 November 2016 and the High Court challenge period ended on 28 December 2016, with no challenges submitted.

#### **42 NEIGHBOURHOOD POLICING: CURRENT PRIORITIES**

No representatives from the Police were in attendance so this item could not be considered.

#### **43 COMMUNITY REPRESENTATIVES UPDATE**

Christine Willetts, Nottingham Tartanaires/Aspley Partnership, informed the Committee that the refurbishment of the Minver Crescent Sports Centre is underway, and that the Centre is now being used to capacity. A Tea Dance was held on Friday 10 February and the pupils from Ambleside Primary School visited to read with those that attended, and presented each of them with a rose and Valentine's Day card.

Nigel Brice, New Whitemoor Tenants and Residents Association, informed the Committee that Naburn Court social club is very successful and has nearly 40 members. Each member pays a subscription which goes towards events such as afternoon tea and day trips.

#### **44 PROPOSAL FOR A SCHEME OF SELECTIVE LICENSING FOR PRIVATELY RENTED HOUSES**

Ceri Davies, Housing Strategy Specialist, and Aran Hennessy, Principal Environmental Health Officer, introduced the report detailing the proposal to introduce a selective licensing scheme for privately rented houses, for the purpose of gaining the views of the Committee as part of the consultation, which runs from January to March 2017.

Ceri presented the Committee with the following information:

- (a) it is a key priority to introduce a city wide selective licensing scheme to improve the private rented sector;
- (b) there are strict criteria to comply with and conditions needed for a scheme to be implemented, and now that a firm proposal has been developed, consultation is taking place before the scheme is submitted to the Department for Communities and Local Government (DCLG) for approval later in the year;
- (c) the Housing Act 2004 introduced mandatory and discretionary licensing. Mandatory licensing covers large houses in multiple occupation (HMOs), and discretionary licensing covers additional licensing of smaller HMOs, and selective licensing. An additional licensing scheme for smaller HMOs was adopted in January 2014 and covers 3,000 properties. The proposal for the selective licensing scheme will potentially cover the majority of the remainder of the private rented sector not covered by the other schemes;
- (d) the aim of selective licensing is to:
  - help tackle problems identified in the private rented sector such as anti-social behaviour, crime, deprivation and poor property conditions;
  - improve living conditions for tenants and the surrounding community;
  - drive up standards amongst landlords and tackle rogue landlords;
  - work with landlords and tenants to provide positive advice and assistance;

- (e) if the selective licensing proposal is successful, it will apply to the vast majority of Nottingham's 43,000 private rented sector properties, and will run in parallel with the existing additional licensing scheme which covers HMOs or shared properties;
- (f) the wards covered by the West Area Committee do not currently have a high concentration of private rented sector properties, but there is potential for more properties to move into the private rented sector, and the areas are included in the whole city designation as they meet the criteria relating to anti-social behaviour.

In response to questions from the Committee, Ceri and Aran provided the following additional information:

- (g) if the scheme is approved and landlords don't sign up it will be classed as a criminal offence. Non-compliance will be dealt with through civil enforcement, but the Government are currently consulting on whether it could result in imprisonment;
- (h) the resources needed to manage the scheme are part of the decision that will need to be taken if it is approved, but it should pay for itself;
- (i) the scheme will apply to all landlords, regardless of how many houses they have, and they will be required to have a licence per house;
- (j) the Environmental Health and Community Protection teams already have powers in place to protect tenants from eviction if they complain about their landlords, as if a landlord is served with an improvement notice they can't end the tenancy for at least 6 months;
- (k) the indicative fee for a licence is £600 for 5 years to be paid upfront, but there will be a discount for those landlords that are signed up to the accreditation scheme;
- (l) it is likely that the Government will introduce Fixed Penalty Notices for non-compliance, which the Community Protection Team already have the power to issue;
- (m) there is a danger that landlords will pass the charges to tenants, but it is important to improve standards and most tenants are supportive of the scheme. £600 for 5 years isn't considered a large fee and there is no evidence to show that the introduction of additional licensing for HMOs has increased rents;
- (n) it is unlikely that the scheme will increase homelessness as the likelihood of non-compliance is low;
- (o) training and advice will be offered to landlords to help them achieve the required standards;
- (p) the scheme will be heavily scrutinised by the DCLG and can be rejected;



- (q) marketing will ensure that tenants are aware of the scheme, and will help ensure compliance.

The Committee made the following comments:

- (r) the concept is welcomed, provided the Council has the resources to deliver the scheme;
- (s) it is important to ensure the scheme doesn't have a detrimental impact on vulnerable adults;
- (t) it is also important to ensure that tenants are aware of the scheme and are given an information pack on what standards should be in their property, and how to complain if there are problems;
- (u) the scheme will help protect tenants and improve standards.

**RESOLVED to**

- (1) note the contents of the report;**
- (2) request that the views of the Committee expressed above are taken into account in the consultation process;**
- (3) ask partners to actively contribute to the consultation process.**

**45 SECTION 106 FUNDING FOR PARKS AND OPEN SPACES IN THE WEST AREA**

James Tilford, Park Development Officer, introduced the report outlining the proposals for the spend of the following Section 106 funding:

- £37,711.38 (from planning application 11/00211/POUT) for the provision and/or enhancement of open space in the West Area;
- £58,577.41 (from planning application 13/01703/POUT) for the improvement of the facilities at Broxtowe Country Park and Strelley Recreation Ground.

James confirmed to the Committee that the schemes are based on discussions with the local community and Neighbourhood Development Officers, and that consultation on the detailed proposals will take place at the appropriate time.

**RESOLVED to**

- (1) endorse the allocation of £37,711.38 of Section 106 funding from planning application 11/00211/POUT for the following:**

<b>Site</b>	<b>Proposals</b>	<b>Amount</b>
<b>Melbourne Park</b>	<b>Outdoor gym Match funding for play area improvements Path and infrastructure</b>	<b>£15,000</b>

	<b>repairs</b>	
<b>Bilborough Park</b>	<b>Path and infrastructure repairs</b>	<b>£10,000</b>
<b>Western Boulevard (Trafford Gardens) play area</b>	<b>Removal of the existing play area and match funding for a bid to build a new play area on the site</b>	<b>£9,000</b>
<b>Moorfield Allotments</b>	<b>Environmental improvements, eg hedge-laying, access works and plot clearance</b>	<b>£3,711.38</b>
	<b>TOTAL</b>	<b>£37,711.38</b>

- (2) endorse the allocation of £58,577.41 of Section 106 funding from planning application 13/01703/POUT for the following:

<b>Site</b>	<b>Proposals</b>	<b>Amount</b>
<b>Broxtowe Country Park and/or Strelley Recreation Ground</b>	<b>Park improvements</b>	<b>£58,577.41</b>
	<b>TOTAL</b>	<b>£58,577.41</b>

#### **46 UPDATE FROM LEAD ORGANISATION**

Steve Burch, Groundwork Greater Nottingham, introduced his report, an updated copy of which was circulated before the meeting, detailing the performance of the Lead Organisation up to the end of Quarter 3, and highlighted the following points:

##### Targeted and Diversionary Youth:

- (a) work is being done to ensure there is provision in the south of Bilborough, and Switch Up have been commissioned to work out of the Birchover Community Centre until March;
- (b) work is taking place on the Ainsley Estate in Leen Valley through A Place 2 Be Me;
- (c) there have been complaints of young people gathering outside Asda, and the perception of anti-social behaviour because of this, so Strelley Community Centre have been commissioned to work out of the Hope Centre to try and address the perceived issues;

##### Employment and Skills Provision:

- (d) level 2 training is below target due to the lack of funding for the 30+ age group;
- (e) the 240 people accessing work clubs are different people, rather than the same people repeatedly attending;
- (f) the eligibility criteria for traineeships makes them difficult to access and this is being challenged;

- (g) there has been a growth in the number of non-claimants of benefits, which is a concern as it has an impact on their income level and skill development;

Support for Older People Provision:

- (h) all targets are being met apart from the activities, but this is due to a loss in resources;

Community Centres:

- (i) the Lead Organisation is still waiting for returns from some Community Centres;
- (j) previous issues with governance still remain.

The Committee expressed concern with the perceived anti-social behaviour at Asda, as it is felt that it could be used as a beneficial community hub, and agreed that the Chair would write to them to arrange for a discussion on establishing community links in the area.

**RESOLVED to**

- (1) note the information provided;**
- (2) write to Asda to arrange for a discussion on establishing community links in the area.**

**47 NOTTINGHAM CITY HOMES REPORT**

Kristian Murden, Tenancy and Estate Manager, Nottingham City Homes, introduced the report requesting approval for Area Capital Programme funding, and providing updates on the following key themes:

- the Capital Programme and major work;
- area regeneration and environmental issues;
- key messages from the Tenants and Leaseholders Congress;
- Tenants and Residents Associations updates;
- area performance;
- good news stories and positive publicity.

**RESOLVED to**

- (1) note the update and performance information in Appendices 1 and 2 of the report;**
- (2) note the allocation of funds as follows:**

Ward	Budget	Schemes Approved	Schemes Committed	Schemes De-committed	Remaining Budget
Aspley	£115,841.95	£115,159.82	£115,159.82	£0	£682.13
Bilborough	£264,413.23	£16,358.58	£16,358.58	£0	£248,059.65

<b>Leen Valley</b>	<b>£45,026.07</b>	<b>£27,021.20</b>	<b>£27,021.20</b>	<b>£0</b>	<b>£18,004.87</b>
--------------------	-------------------	-------------------	-------------------	-----------	-------------------

(3) approve the following funding requests:

<b>Address</b>	<b>Request</b>	<b>Reason</b>	<b>Cost</b>
<b>Wollaton Vale – Dentdale, Farndale and Wheeldale Drive</b>	<b>To upgrade the current fencing with a new metal ball finial railing</b>	<b>The current fencing is old and poor in appearance and needs upgrading</b>	<b>£60,000</b>
<b>Denewood Crescent</b>	<b>To continue with the fencing upgrade project</b>	<b>The current fencing is old and poor in appearance and needs upgrading</b>	<b>£50,000</b>
<b>Fircroft Avenue</b>	<b>Land clearance works</b>	<b>In preparation for future community projects to be considered at the site</b>	<b>£1,804.40</b>
<b>Ashwell Gardens</b>	<b>To upgrade the fencing to the large green space from timber to metal</b>	<b>To provide a welcoming entrance to the estate and make the area look smarter</b>	<b>£18,001.48</b>

#### **48 WARD REPORTS**

Julianne Christou, Neighbourhood Development Officer, introduced the report detailing the current priorities and issues facing the three wards within the West Area, providing details of forthcoming events and activities, and highlighting the latest issues being addressed through the Neighbourhood Action Team meetings.

#### **RESOLVED to note**

- (1) the progress on ward priorities and other supporting information, including the issues being addressed through Neighbourhood Action Team meetings, as detailed in appendices 1 to 3 of the report;**
- (2) the progress made against existing Councillor pledges;**
- (3) the current performance data, as detailed in Appendix 4 of the report.**

**WEST AREA COMMITTEE – 14<sup>TH</sup> JUNE 2017**

<b>Title of paper:</b>	<b>Broxtowe Country Park Update</b>	
<b>Director(s)/ Corporate Director(s):</b>	Hugh White, Director, Sport & Culture Andy Vaughan, Corporate Director, Commercial & Operations	<b>Wards affected:</b> Aspley
<b>Report author(s) and contact details:</b>	James Dymond, Parks Development Manager <a href="mailto:James.Dymond@nottinghamcity.gov.uk">James.Dymond@nottinghamcity.gov.uk</a> Alastair Glenn, Green Space Activation Ranger <a href="mailto:Alastair.Glenn@nottinghamcity.gov.uk">Alastair.Glenn@nottinghamcity.gov.uk</a>	
<b>Other colleagues who have provided input:</b>		
<b>Date of consultation with Portfolio Holder(s) (if relevant)</b>	n/a	
<b>Relevant Council Plan Key Theme:</b>		
Strategic Regeneration and Development		<input type="checkbox"/>
Schools		<input type="checkbox"/>
Planning and Housing		<input type="checkbox"/>
Community Services		<input type="checkbox"/>
Energy, Sustainability and Customer		<input type="checkbox"/>
Jobs, Growth and Transport		<input type="checkbox"/>
Adults, Health and Community Sector		<input type="checkbox"/>
Children, Early Intervention and Early Years		<input type="checkbox"/>
Leisure and Culture		<input checked="" type="checkbox"/>
Resources and Neighbourhood Regeneration		<input type="checkbox"/>
<b>Summary of issues (including benefits to citizens/service users):</b>		
This report provides an update of the work carried out on Broxtowe Country Park since the recruitment of the new Green Space Activation Ranger for the site.		
<b>Recommendation(s):</b>		
<b>1</b>	That the Committee notes the contents of the report.	

**1 REASONS FOR RECOMMENDATIONS**

- 1.1 Alastair Glenn has been in post as a Green Space Activation Ranger, principally covering Broxtowe Country Park, for almost one year. This report summarises the work carried out so far and is a reflection of the progress, obstacles and more importantly solutions needed to get the best from the site and its surrounding communities.

**2 BACKGROUND (INCLUDING OUTCOMES OF CONSULTATION)**

- 2.1 Schools

Between October 2016 and April 2017, the Ranger has worked at the park with 1,134 pupils from local schools including Glenbrook, Horsendale, Bluecoat academy and in particular the local primary, Djanogoly Strelley Academy.

## 2.2 Other Activities

Each school holiday Alastair puts on drop-in activity sessions on the park including: Den building, bug hunting, outdoor games, scavenger hunts and woodworking.

At certain times of year he provides activities such as nest box making, Christmas crafts and bat walks. All open to everybody and free of cost. After the initial disappointment of low numbers, attendance is improving with each event.

The Ranger also supported big summer events at Broxtowe Country Park and Woodfield Road Park and other organisations events such as World food day at the local church and an upcoming annual Easter celebration.

He has also built relationships with the local Reverend who runs a community group and the Bilborough Youth Network, Think Forward, and Broxtowe Children's centre, helping to deliver outdoor youth play sessions.

Weekly Forest School sessions take place for an increasing group of local home educated families, and after consulting local teenagers a weekly bush craft club has started.

Appendix 1 shows example activity posters and photos.

## 2.3 Melbourne Park

Alastair also works at Melbourne Park and meets monthly with the newly formed Friends Group and on volunteer sessions. This has provided further useful links into the local community.

## 2.4 Partnerships

Partnership working with Nottingham City Homes has taken place on issues such as fly-tipping and the new Fenton Road pocket park. Regular liaison takes place with the Police and local CPOs.

## 2.5 BMX Track

After lots of maintenance work on the BMX track Alastair will be starting weekly bike training sessions with Ridewise with a view to having a big BMX event in the summer, This will be a key area moving forward as the BMX track links in to exactly the age group (local teens) we need to engage with on the park. The sessions booked in for the summer will be the start of rebuilding the BMX track as a much well received resource.

Dr Bike is booked in for sessions and ParkLives funding is being utilised to have BMX events to promote the track.

## 2.6 Park Maintenance

The Ranger has instigated a lot of park maintenance and improvements, gradually improving the overall feel of the park. Much of this has been path clearance as this what most users have said they would like improving.

One example is a woodland area that was previously inaccessible but after clearing and working with groups a new path has been installed; this fits in well with volunteer group projects and has been received really well.

He has also worked with volunteer groups on tasks such as removing invasive plant species threatening the local biodiversity, woodland management and new path creation.

## 2.7 Challenges / Future Developments

The Ranger currently has no storage or welfare facilities on site and a key need is to establish some local storage and use of welfare facilities.

Fly-tipping, vandalism and anti-social behaviour (e.g. motorbikes on the park) continue to be a regular occurrence at the site, with newly planted trees pulled out of the ground straight away, for example.

Heavy duty noticeboards are being installed at site entrances to promote what goes on, both on and around the site.

A Facebook page for the park has been set up and will be used to promote the park and activities on it.

<https://www.facebook.com/broxtoweCP/?rf=115706641840268>

<https://en-gb.facebook.com/BroxtoweForestSchool/>

## **3 OTHER OPTIONS CONSIDERED IN MAKING RECOMMENDATIONS**

3.1 N/A.

## **4 FINANCE COLLEAGUE COMMENTS (INCLUDING IMPLICATIONS AND VALUE FOR MONEY/VAT)**

4.1 N/A

## **5 LEGAL AND PROCUREMENT COLLEAGUE COMMENTS (INCLUDING RISK MANAGEMENT ISSUES, AND LEGAL, CRIME AND DISORDER ACT AND PROCUREMENT IMPLICATIONS)**

5.1 N/A

## **6 STRATEGIC ASSETS & PROPERTY COLLEAGUE COMMENTS (FOR DECISION RELATING TO ALL PROPERTY ASSETS AND ASSOCIATED INFRASTRUCTURE) (AREA COMMITTEE REPORTS ONLY)**

6.1 N/A

## **7 EQUALITY IMPACT ASSESSMENT**

7.1 Has the equality impact of the proposals in this report been assessed?

No



An EIA is not required because it is not applicable to this update report.

**8 LIST OF BACKGROUND PAPERS OTHER THAN PUBLISHED WORKS OR THOSE DISCLOSING CONFIDENTIAL OR EXEMPT INFORMATION**

8.1 None

**9 PUBLISHED DOCUMENTS REFERRED TO IN COMPILING THIS REPORT**

9.1 None



# Appendix 1

Nottingham City Council **proud** to present  
**Nottingham City Council Park Rangers**

For more information contact:  
Broxtowe Park Ranger  
Alastair Glenn on: 07703840949  
alastair.glenn@nottinghamcity.gov.uk

**SPRING EVENTS ON THE PARK**  
**APRIL 2017**

**3rd - Mud Creations**  
Have a go at using nature's resources to make some amazing sculptures

**5th - Den building**  
Explore the woods and build yourself a shelter

**7th - 'Rocks' entrance opening event**  
The grand opening of the new entrance and a host of Easter activities and games!  
Meet by the new 'Rocks' entrance! (NG8 6GT) **12pm**  
Come rain or shine! Dress for the weather

Nottingham City Council Parks and Open Spaces  
Find us on Facebook



**Free activities this October on Broxtowe Country Park**

**Monday 17<sup>th</sup> - Shelter building**

**Tuesday 18<sup>th</sup> - Outdoor activities**

Headband making, scavenger hunt etc.



**Wednesday 19<sup>th</sup> - Lantern making**

Perfect for Halloween and dark nights...

**Thursday 20<sup>th</sup> - Woodland cook out**

Bring a tin of beans, garlic bread, marshmallows etc. and cook on the fire. Hot drinks and plates provided

Meet at 12pm by the Phoenix Adventure Centre

Come rain or shine! Dress for the weather!

For more information contact Broxtowe Park Ranger

Alastair Glenn on: 07703840949

alastair.glenn@nottinghamcity.gov



This page is intentionally left blank

**NAME OF COMMITTEE / BODY - Bilborough, Aspley 15<sup>th</sup> June 2017**

<b>Title of paper:</b>	Year Review for Early Help Central 1 Team	
<b>Director(s)/ Corporate Director(s):</b>	Helen Blackman Director of Children's Integrated Services	<b>Wards affected:</b> Bilborough, Aspley, (Leen Valley covered by Early Help North 2)
<b>Report author(s) and contact details:</b>	Pat Mills Community Service Manager Early Help - Central Bilborough, Aspley (Leen Valley area is covered by Early Help North 2 Team )  0115 8763888 Mobile: 07930459998  pat.mills@nottinghamcity.gov.uk	
<b>Other colleagues who have provided input:</b>	Kerry Reeves Assistant Community Family Support Manager 0115 8763888 Mobile:07908515328	
<b>Date of consultation with Portfolio Holder(s) (if relevant)</b>		
<b>Relevant Council Plan Key Theme:</b>		
Strategic Regeneration and Development		<input type="checkbox"/>
Schools		<input type="checkbox"/>
Planning and Housing		<input type="checkbox"/>
Community Services		<input type="checkbox"/>
Energy, Sustainability and Customer		<input type="checkbox"/>
Jobs, Growth and Transport		<input type="checkbox"/>
Adults, Health and Community Sector		<input type="checkbox"/>
Children, Early Intervention and Early Years		x <input type="checkbox"/>
Leisure and Culture		<input type="checkbox"/>
Resources and Neighbourhood Regeneration		<input type="checkbox"/>
<b>Summary of issues (including benefits to citizens/service users):</b>		
This report focusses on a summary of delivery for Early Help from April 2016 - March 2017 and provides an overview of the range of services provided within the wards.		
<b>Recommendation(s):</b>		
<b>1</b>	That the update provided by Early Help Services for the Aspley and Bilborough Wards are noted and comments welcomed.	
<b>2</b>		
<b>3</b>		
<b>4</b>		

## **1 REASONS FOR RECOMMENDATIONS**

1.1 That the report on Early Help Services is received for information on services delivered and for any comments and queries.

## **2 BACKGROUND (INCLUDING OUTCOMES OF CONSULTATION)**

2.1 A presentation and report on Early Help Services was given on the 1<sup>st</sup> March 2017 at a cluster meeting for Aspley and Sherwood. A report was produced by Julia Bramble Community Family Support Manager North 2 who covers Leen Valley area. This enabled an update on services provided for officers and Councillors, and an opportunity for further discussion, challenge and clarity regarding service provision within the wards.

2.2 Appendix 1 and 2 report on the services delivered for April 2016- March 2017 for Early Help Children Centres and Play and Youth services in the wards.

## **3 OTHER OPTIONS CONSIDERED IN MAKING RECOMMENDATIONS**

3.1 None

## **4 FINANCE COLLEAGUE COMMENTS (INCLUDING IMPLICATIONS AND VALUE FOR MONEY/VAT)**

4.1 None

## **5 LEGAL AND PROCUREMENT COLLEAGUE COMMENTS (INCLUDING RISK MANAGEMENT ISSUES, AND LEGAL, CRIME AND DISORDER ACT AND PROCUREMENT IMPLICATIONS)**

5.1 None

## **6 STRATEGIC ASSETS & PROPERTY COLLEAGUE COMMENTS (FOR DECISION RELATING TO ALL PROPERTY ASSETS AND ASSOCIATED INFRASTRUCTURE) (AREA COMMITTEE REPORTS ONLY)**

6.1 None

## **7 EQUALITY IMPACT ASSESSMENT**

7.1 Has the equality impact of the proposals in this report been assessed?

No

x

An EIA is not required because this is not a new or changing policy, service or function.

## **8 LIST OF BACKGROUND PAPERS OTHER THAN PUBLISHED WORKS OR THOSE DISCLOSING CONFIDENTIAL OR EXEMPT INFORMATION**

8.1 None

**9 PUBLISHED DOCUMENTS REFERRED TO IN COMPILING THIS REPORT**

9.1 None

This page is intentionally left blank

## **Early Help Information for Area Committee Meeting**

**Area:** Central Team 1 – Area 3

**Area Committee Meeting 15<sup>th</sup> June 2017**

**Report updated: 4<sup>th</sup> May 2017**

**Team:** Central Team 1 – Consists of a Children’s Centre Team - 5 Family Support Workers Level 2 delivering group interventions and 1:1 family support, 3 Family Support Workers Level 1 - Delivering groups in the communities. Play and Youth Team consists of 2 Play and Youth Seniors and 3 Play and Youth Workers (2 vacancies)

**Wards covered by the team:** Aspley, Bilborough, Broxtowe

### **Leadership Team:**

Community Family Support Manager – Pat Mills

Assistant Community Family Support Manager – Kerry Reeves

Early Support Specialists – Vacancy – support offered from ESS across the city.

Play and Youth Specialist -Manjit Sahota

Early Learning Specialists - Naomi Skelton

### **Children’s Centre Current delivery**

#### **Number of open access sessions: 3 per week**

Monday – Stay, Play& Learn

10:00am – 11:30am

Aspley Library - **Attendance** – 482 **Average weekly attendance** 10 families

Wednesday - Stay, Play and Learn

10:00am-11.30am

Aspley Children’s Centre– **Attendance**-376 **Average weekly attendance** 15 families

Friday Stay Play and Learn

10-11.30am

Bilborough Community Centre (start Q1 2017)

#### **Number of targeted sessions: 15 (5 Family support clinics)**

<b>Targeted Group</b>	<b>Intervention</b>
<b>Domestic Abuse</b>	Rise sessions at Broxtowe children’s centre Freedom Programme ( Central Locality approach)

<b>Behaviour</b>	The Triple P (Positive Parenting Program) Targeted Teams (Locality approach) Me and My Child Parenting Programme (Locality Approach) 1:1 Family Support work Family Support/Drop In clinics 5 per week Screening Families from Children and Families direct
<b>Safety</b>	First aid Family Support Clinics/Drop In's 5 per week Adult Learning -Money Matters Premier Possibilities Volunteer Programme Health Messages – Safer sleeping, Unavoidable Injuries, Home Safety Place to be Counselling Service St Anns Debt Advice Welfare Rights
<b>SEND</b>	New Forest Parenting Programme (NFPP) Sensory Room Forest Schools
<b>Child Development</b>	PEEP Watch me Grow PEEP Inbetweenies PEEP GRN Weaning Group(SSBC) Cook and move (SSBC) Child Health Clinics (Health) Midwife Clinic (NUH) Baby Massage (NUH/SSBC) Baby Play (SSBC) Active Play (SSBC) Stories songs and rhymes (SSBC)

### **Monday**

Stay Play and Learn at Aspley Library 10-11.30am

GRN at Rosslyn School– until May 15<sup>th</sup> 2017

Inbetweenies PEEP – starting 7<sup>th</sup> June 2017 Aspley Library

Sensory Room available for bookings – Broxtowe Childrens Centre

9.30am – 5pm

### **Tuesday**

Sensory Induction 9.30am – 12noon

Sensory Room available for bookings

9.30am – 5pm – Broxtowe Childrens Centre



### **Wednesday**

Stay Play and Learn at Aspley Children's Centre  
Sensory Room available for bookings – Broxtowe Childrens Centre  
9.30am – 5pm

### **Thursday**

GRN PEEP ( Q1 2017)- Bilborough community centre  
Me and my child parenting programme – delivered at Hyson Green Childrens Centre  
(Central Locality approach Q1 2017)  
Rise (WAIS) drop in 3<sup>rd</sup> Thursday of each month -- Broxtowe Childrens Centre  
9.30am – 5pm  
Sensory Room available for bookings  
9.30am – 5pm

### **Friday**

Stay Play and Learn at Bilborough community centre  
10-11.30am ( Q1 2017)  
St Anns Advice service all day  
Sensory Room available for bookings – Broxtowe Childrens Centre  
9.30am – 5pm

### **Number of family Support Clinics: 5 per week**

Monday - Family Support Clinic  
09:00am – 12:00pm  
Broxtowe CC

Wednesday - Family Support Clinic  
09:00am – 12:00pm  
Aspley CC

Thursday – Family Support Clinic  
09:00am – 12:00pm  
Amesbury

Thursday – Family Support Clinic  
1-4pm  
Bilborough CC

Friday - Family Support Clinic  
10:00am – 12:00pm  
Broxtowe CC

**Attendances at Family Support Clinics April 2016 – March 2017 – 191 families  
Q 4 attendances 63**

## **Total 254 families seen 2016-2017, compared to 211 families seen 2015-2016.**

- Positive feedback from families on the impact the stay, play and learn sessions have on their children's confidence and their own confidence to access services, as well as singing and reading with their child.
- The Aspley library session has good partnership; the library deliver singing and reading time in the session; encouraging early literacy and reading with an increase of the loaning of books from the library by families with children under 5.
- Sessions have good partnerships with FIS to promote the 2 year ELP.
- Comments from parents for the Stay, Play and Learn session at Aspley Children's Centre:
  - "I have learnt how to help my child learn and develop at home through what I have seen and learnt in this session"
  - "My child became more confident in his interaction with other children"

### **Progress stars and tracking:**

- 24 completed progress stars for Stay Play and Learn at Aspley Library
- 21 completed progress stars for Aspley Childrens Centre Stay Play and Learn session
- 15 children tracked for the two open access Stay Play and Learn groups
- Let's Get Moving session delivered Qtr 3 63 attendances - All children's tracking scores improved throughout the session, the area being tracked was Physical Development. The average starting score of the children's tracking was 19.5 and the average end score was 21.7.
- Forest school tracked 9 children from Nursery setting. Feedback- staff noted significant difference in gross motor skills, being able to move outside on uneven ground. Nursery expressed that they would like to continue with this service as it has shown significant improvement in children's development holistically.

All programmes/sessions have some outcomes at the end of term (progress stars and children's development tracking) – where this was low this has been reinforced with individual staff members.

Workforce Development sessions are delivered monthly by the Early learning Specialist when the processes are reinforced with the staff team

### Group evaluations:

- 4 families completed the Me and My Child programme; social care fed back that's a result of attending the programme, one family with 5 children came off their child protection plan and the case was closed to social care. Also, the school fed back that children's behaviour had improved, with parents managing behaviour better as a result of attending the course.
- 6 adults successfully completed the Volunteer (Getting Ready for Work) programme and 5 have been identified to undertake some volunteering in the children's centre.
- Stay, Play and Learn at Aspley CC was observed and received a 'Good' grading with some outstanding features with families positively feeding back about the benefits of the session. Learning journeys and WOW moments are completed by parents actively and are written in the child's voice.

### Play and Youth Team:

**Current delivery: 8 sessions (Q1- 7sessions)**

**Number of open access sessions per week: 8**

Tuesday	Balloon Woods Play Session Weekly average attendances
	Q 1 – 8
	Q 2- 8
	Q 3 – 6- (Dec shutdown week)
	Q4- 7

Wednesday	Balloon Woods Play Session Weekly average attendances
	Q 1- 10
	Q 2- 10
	Q 3- 8
	Q 4- 9
	Balloon Woods Youth Session Weekly average attendances

Q1- 4

Q 2-3

Q 3-2

Q 4-4

Thursday

Phoenix Adventure Playground  
Weekly average attendances

Q 1- 29

Q 2 -25

Q 3 -30

Q 4 -113

Aspley Youth session YMCA  
Weekly average attendances

Q 1- 20

Q 2 – 20

Q 3 – 21

Q 4 -22

Friday

Phoenix Adventure Playground  
Weekly average attendances

Q 1 -30

Q 2- 30

Q 3-27

Q4 -24

Bells Lane Youth session  
Weekly average attendances

Q 1 –11

Q 2 -10

Q 3 -13

Q4 -21

Saturday

Phoenix Adventure Playground  
Transitional session  
Weekly average attendances

Q 1- -16

Q 2- 23

Q 3-23

Q4 -19

**Number of themed projects against Directorate Target: 4**

Central 1	Quarter 1 -Active Participation- Play and Youth (2 sessions- Play and Youth)	Quarter 2 Acceptance and Equality Project	Quarter 3 National Youth work	Quarter 4 Consultation- explores what children & young people wanted from the services provided. This helped shaped future planning.
-----------	---	--	----------------------------------	---

**Themed projects average attendance**

Quarter 1	Quarter 2	Quarter 3	Quarter 4
Active Participation at Phoenix , Bilborough Play, Leen Valley and YMCA Youth. Date from 7 <sup>th</sup> April – 12 <sup>th</sup> May 2016 12 sessions	Acceptance and Equality Project Phoenix play session (Thursday) 19 <sup>th</sup> August -13 <sup>th</sup> Sept- 6 sessions	National Youth work 13 <sup>th</sup> October – 3 <sup>rd</sup> November 4 sessions	Consultation January 2017- March 2017
Average Attendances	Average Attendances	Average Attendances	ongoing

19	25	8	See attached reports
----	----	---	----------------------

**Project scaling**

**Bullseyes completed at beginning and end of themed project**

Active participation

28

Acceptance and Equality

18

National Youth work

11

In summary, the children and young people showed progress in all priorities through periods Q1-Q3.

**Central 1 – Play and Youth Themed Project Feedback.**

**Positive Outcomes:**

**Phoenix Play Natures Project**

Young people at Phoenix committed to 3 weeks of learning about nature and how they can be part in looking after the nature around them.

This consisted of scavenger hunts through the trees in the woods for items that could be used to make decorative wind chimes, getting messy by making their own bird feeders which could be hung in the trees and flowerpot painting to plant and grow their own cress at home.

The young people transformed the outside flower area which was overgrown.

The young people thoroughly enjoyed this with them taking different roles and working together to achieve positive outcomes.

**Average Attendance**

4

**Markeaton Park Trip**

We planned it and we did it! (From the young people)

The young people put in great effort to write a letter to management requesting funding for a trip explaining the benefits to them by going on the trip.

The young people prepared all the paperwork and successfully planned the summer trip and filled a coach to Markeaton Park.

The day was enjoyed by all

Some quotes

10/10 let's do it again

Thank you for bringing us to it, it was amazing I loved it

I enjoyed the pool, it was fun and I had a laugh.

### **Average Attendance**

37

### **Summer Nights football tournament**

Young people from Aspley youth club requested a football tournament during the summer holidays to reduce the level of boredom, which is a major factor that leads to anti-social behaviour.

The value of this programme was to make positive links between young people from different parts of the city.

Key skills developed through the tournament was

- Leadership and taking responsibility as they learn to work with others to achieve a common goal.
- Develop a physical and mental approach that would help them when facing challenges in a school, home or other social settings.
- A learning how to interact in competitive environments
- Teaching the concept of good sportsmanship and trying your hardest will often achieve great results.
- How to increase a young person's value of themselves
- Develop self-esteem and confidence

### **Average Attendance**

14

### **Cancer Awareness Project**

Average attendance

10

### **Cook and Eat project**

Average attendance

## Bike Project

### Christmas Goodwill

Christmas has brought out the good will in one young person at Bells Lane Youth session read on to hear more...

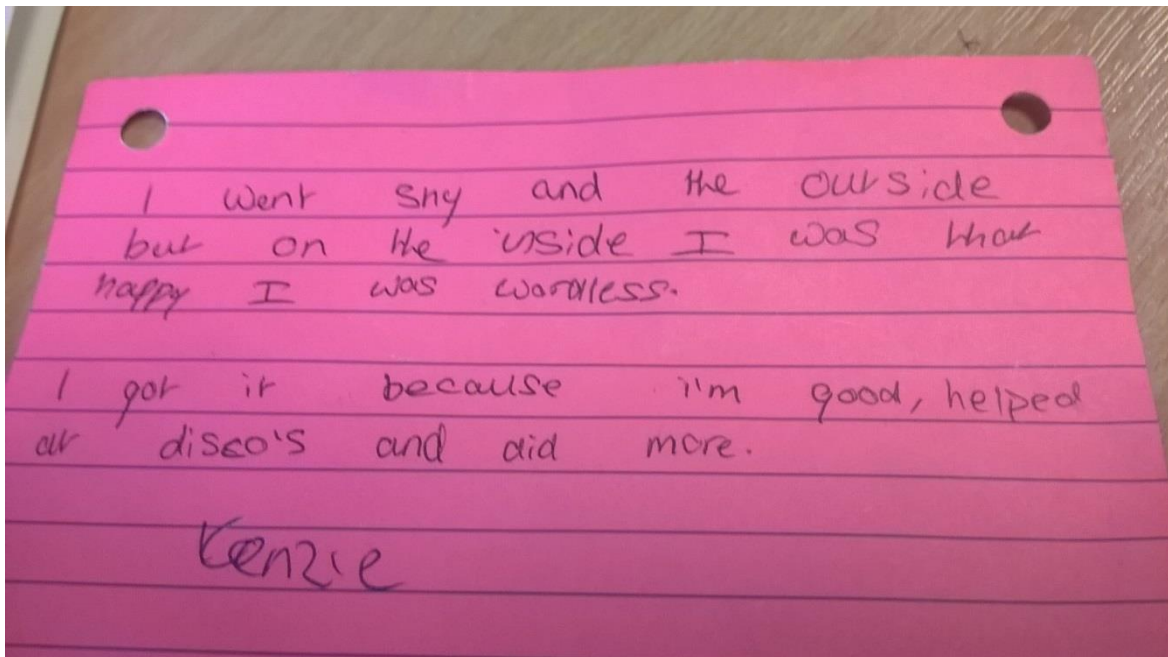
Christmas was here again and with it some festive goodwill. It was the Friday before Christmas and all was well at the Bells Lane youth session. There was music and food and lots of laughter. NH was at the Youth session and was given a Fantastic new bike that had been donated as a surprise gift .Staff and young people reached a vote that NH deserved to be given the bike but to our amazement said he couldn't take it!

He went on to say that he had a bike although it was old it got him from A to B so he didn't need another one

He asked us to give it to someone else that deserved it-here is N giving the bike to KB

KB was speechless but very pleased one early Christmas present for him

KB wrote a few words about how he felt receiving the bike





## **Play and Youth Citywide Events:**

### **Healthy Me**

The Play and Youth Teams hosted a fantastic 'Healthy Me' event for young people at the fabulous Harvey Hadden Sports Village. Over 120 young people from across the city attended and enjoyed the program of activities on offer these ranged from, basketball, swimming to Zumba. Teams watched the excitement from the young people who said they loved the event, many wanted longer!!! And more activities, importantly they said they will be attending the Centre again in the future. 8 young people attended from Central 1.

### **Santa Train**

7 families, 13 young people attended the citywide Santa Train trip 10<sup>th</sup> Dec 2016.

### **Celebration Event 7th April 2017**

The event brings together 60 Young People and their Parent/ carer from across the city to celebrate their achievements during 2016/17. Held at the council house Young People will receive certificates in acknowledgement for their achievement's in themed project work, Youth Council and personal achievement's.

4 young people and some of their families attended from the area and received their award from Councillor Mellen.

1 young person from the area won the music quiz which she was very proud of.

16 children and young people were invited and although they did not attend the event, the team are delivering a celebration event locally and all the children and young people will receive certificates.

### **Quarter 4- Consultation Themed Project**

Consultation took place within all play and youth sessions in Q4. The outcome of this was the play and youth team were able to establish how easy it was for the children and young people to access either a play or youth session that was currently being delivered in the area taking into account their personal status i.e. education, employment, apprenticeships or other, how many boys or girls was accessing services, the age range, languages spoken, disability, their understanding and being able to follow ground rules and what they wanted from the play and youth service.

The consultation has enabled children and young people to shape the services we now deliver for Q1 2017- Q4 2018.

Action taken from the consultation

Play and Youth sessions in the Bilborough ward have now been relocated.

The play session will now be delivered from Shelia Russell Community Centre, every Tuesday 3.30-5.30pm. This session starts on Tuesday 6<sup>th</sup> June 2017.

Bilborough youth session starts Wednesday 3<sup>rd</sup> May at Harvey Hadden leisure Centre.

This page is intentionally left blank



**WEST AREA COMMITTEE**  
**14<sup>TH</sup> June 2017**

<b>Title of paper:</b>	Nottingham City Homes Update and Approvals	
<b>Director(s)/ Corporate Director(s):</b>	Nick Murphy, Chief Executive of Nottingham City Homes	<b>Wards affected:</b> Aspley, Bilborough and Leen Valley
<b>Report author(s) and contact details:</b>	Kristian Murden, <a href="mailto:Kristian.murden@nottinghamcityhomes.org.uk">Kristian.murden@nottinghamcityhomes.org.uk</a>  <a href="mailto:Nicky.Jarvis@nottinghamcityhomes.org.uk">Nicky.Jarvis@nottinghamcityhomes.org.uk</a>	
<b>Other colleagues who have provided input:</b>	<b>Construction Repairs and Maintenance, Rents, Tenant &amp; Leaseholder Involvement Team</b>	
<b>Date of consultation with Portfolio Holder(s) (if relevant)</b>	N/A	
<b>Relevant Council Plan Strategic Priority:</b>		
Cutting unemployment by a quarter		<input type="checkbox"/>
Cut crime and anti-social behaviour		<input checked="" type="checkbox"/>
Ensure more school leavers get a job, training or further education than any other City		<input type="checkbox"/>
Your neighbourhood as clean as the City Centre		<input checked="" type="checkbox"/>
Help keep your energy bills down		<input type="checkbox"/>
Good access to public transport		<input type="checkbox"/>
Nottingham has a good mix of housing		<input type="checkbox"/>
Nottingham is a good place to do business, invest and create jobs		<input type="checkbox"/>
Nottingham offers a wide range of leisure activities, parks and sporting events		<input type="checkbox"/>
Support early intervention activities		<input type="checkbox"/>
Deliver effective, value for money services to our citizens		<input checked="" type="checkbox"/>
<b>Summary of issues (including benefits to customers/service users):</b>		
<p>The report provides updates on key issues and themes which link back to local priorities and the strategic themes for Nottingham City Homes.</p> <p>The reports provide summary updates on the following key themes:</p> <ul style="list-style-type: none"> <li>• Capital Programme and major work;</li> <li>• area regeneration and environmental issues;</li> <li>• key messages from the Tenant and Leasehold Congress;</li> <li>• Tenant and Residents Associations updates;</li> <li>• area performance;</li> <li>• good news stories and positive publicity.</li> </ul>		
<b>Recommendation(s):</b>		
<b>1</b>	To note and comment on the update and performance information in Appendices 1 and 2.	
<b>2</b>	To note the allocation of funds for 2017/18, detailed in Appendix 3.	
<b>3</b>	To approve the Area Capital Programme funding request set out in Appendix 3.	

## **1. REASONS FOR RECOMMENDATIONS (INCLUDING OUTCOMES OF CONSULTATION)**

- 1.1 The Nottingham City Homes Update provides a descriptive and statistical picture of what is happening at an area level and invite community representatives to comment, debate, and challenge and identify how they can add value to improve their neighbourhoods.
- 1.2 The update also monitors progress in the wards and acts as a catalyst for debate about the key performance issues impacting upon the ward on a quarterly basis.

## **2 BACKGROUND (INCLUDING OUTCOMES OF CONSULTATION)**

- 2.1 Nottingham City Homes previously reported on performance at local Area Panels that sat below the respective Area Committees. These panels were attended by local residents, local Councillors and partner agencies.
- 2.2 Nottingham City Homes has a goal to 'create homes and places where people want to live' and to give tenants and leaseholders an input in shaping what happens in their area. The Nottingham City Homes Update and Performance Report is one of a number of initiatives that increases the transparency and accountability of the Company's performance.
- 2.3 Following the decision for Nottingham City Homes reps to attend Area Committee, it was decided to provide the Nottingham City Homes Update Report to Area Committee. Appendices 1 and 2 provide the latest performance position for the committee to note and comment on.
- 2.4 Appendix 3 outlines the remaining capital budget for this area for noting and provides detail of the schemes that require approval by the Committee. The figure reported to this Area Committee is an accurate account of what budget is remaining.

## **3 OTHER OPTIONS CONSIDERED IN MAKING RECOMMENDATIONS**

None

## **4 FINANCIAL IMPLICATIONS (INCLUDING VALUE FOR MONEY/VAT)**

Budgets are allocated on a yearly basis for each ward and there is an obligation on Nottingham City Homes to ensure that funds are allocated to projects within these budget requirements

## **5 RISK MANAGEMENT ISSUES (INCLUDING LEGAL IMPLICATIONS AND CRIME AND DISORDER ACT IMPLICATIONS)**

None

## **6 EQUALITY IMPACT ASSESSMENT**

- 6.1 An EIA is not required

7. **LIST OF BACKGROUND PAPERS OTHER THAN PUBLISHED WORKS OR THOSE DISCLOSING CONFIDENTIAL OR EXEMPT INFORMATION**

None

8. **PUBLISHED DOCUMENTS REFERRED TO IN COMPILING THIS REPORT**




None







**AC3-1 Anti-social behaviour**







Performance indicator and definition	Target	2016/17			2015/16	2014/15	Latest Note
		Value	Status	Long Trend	Value	Value	
% of ASB cases resolved – Aspley  <i>Note: This PI measures the proportion of ASB cases NCH has successfully resolved. Data for this PI is not available by ward and is reported by Housing Office.</i>	99%	99.39%			99.44%	100%	100% achieved, showing a continued robust approach to ASB
% of ASB cases resolved by first intervention – Aspley  <i>Note: This PI monitors how many ASB cases NCH resolved on the first intervention e.g. written warning. Data for this indicator is not available by ward and is reported by</i>	85%	97.37%			95.83%	85.03%	100% Achieved, showing a consistent and robust approach



<i>Housing Office.</i>							
Number of new ASB cases – Aspley  <i>Note: Data for this PI is only available by Housing Office.</i>		525			370	185	The Aspley team recorded 20 new cases in July 2014 which represents a mix of drug related activity, untidy gardens and neighbour disputes. The ASB partnership with the Police and Community Protection continue to deliver joined up solutions to these issues
Tenant satisfaction with the ASB service  <i>Note: . Overall tenant satisfaction with the ASB service - The average score (out of 10) for each survey question. Data for this indicator is not available by ward..</i>		8.5			7.1	7.51	Tenant satisfaction with the ASB service has improved. We received the highest scores for the support provided, ease of reporting, and willingness to report ASB in the future. CommUNITY mediation service will be launched in the summer to support early intervention and is expected to positively impact on customer satisfaction To further drive performance improvement we will continue to undertake regular case supervision and regular case quality checks.

### AC3-2 Repairs



Performance indicator and definition	Target	2016/17			2015/16	2014/15	Latest Note
		Value	Status	Long Trend	Value	Value	
% of repairs completed in target – AC - Aspley, Bilborough & Leen	96%	95.55%			96.01%	97.81%	WS-Mar-2017 Performance is in target for Qtr4 we completed 7668 jobs in this period and 394 jobs were completed out of target this is mostly





Valley  <i>Note: This PI monitors the proportion of repairs being completed within agreed timescales.</i>							down to scaffold work and the ordering of special materials. We are in the process of modernising the Repairs and Maintenance service to gain further value for money and to help deliver improvements in performance in these areas.
% of repairs completed in target – Aspley Ward  <i>Note: This PI monitors the proportion of repairs being completed within agreed timescales.</i>	96%	95.45%			95.79%	97.89%	WS-Mar-2017 Performance is in target for Qtr4 we completed 3503 jobs in this period and 175 jobs were completed out of target this is mostly down to scaffold work and the ordering of special materials. We are in the process of modernising the Repairs and Maintenance service to gain further value for money and to help deliver improvements in performance in these areas.
% of repairs completed in target – Bilborough Ward  <i>Note: This PI monitors the proportion of repairs being completed within agreed timescales.</i>	96%	95.49%			96.15%	97.63%	WS-Mar-2017 Performance is in target for Qtr4 we completed 3473 jobs in this period and 187 jobs were completed out of target this is mostly down to scaffold work and the ordering of special materials. We are in the process of modernising the Repairs and Maintenance service to gain further value for money and to help deliver improvements in performance in these areas.
% of repairs completed in target – Leen Valley Ward  <i>Note: This PI monitors the proportion of</i>	96%	96.41%			96.47%	98.26%	WS-Mar-2017 Performance is in target for Qtr4 we completed 692 jobs in this period and 32 jobs were completed out of target this is mostly down to scaffold work and the ordering of special materials. We are in the process of modernising the Repairs and Maintenance service to gain





<i>repairs being completed within agreed timescales.</i>							further value for money and to help deliver improvements in performance in these areas.
Tenant satisfaction with the repairs service  <i>Note: Data for this PI is only available citywide</i>	9.1	9.08			9.1	8.9	WS -Mar - 2016 Performance is just under target at 9.08 for the year we continue to look at introducing service improvements through the repairs modernisation and monitor customer satisfaction data to highlight and inform these service improvements. These improvements have been added to an action plan that covers the whole of R&M to improve customers satisfaction with the service. We are also currently piloting new customer service cards.





### AC3-3 Rent Collection

Performance indicator and definition	Target	2016/17			2015/16	2014/15	Latest Note
		Value	Status	Long Trend	Value	Value	
% of rent collected  <i>Note: This PI measures the amount of rent collected (including tenant arrears) as a percentage of rent due for the current year. Data for this indicator is not available by ward and is reported city wide.</i>	100%	100.29%			100.25%	100.56%	We are above target at 101.22% and showing an improvement on this point last year when we were 100.84%. We have a "Rent First" campaign planned for January in order to raise awareness amongst customers and staff of the importance of paying rent. This is intended to ensure our performance continues to hit target leading to our of year end push.









<i>Trend shows as improving if value is over 100% as arrears are decreasing.</i>							
% of tenancies ending due to eviction  <i>Note: This PI monitors the percentage of tenants being evicted due to rent arrears and is reported citywide.</i>	0.3%	0.36%			0.43%	0.56%	We are below target and have carried out less evictions that at this point last year. We have evicted 76 tenants for rent arrears so far this financial year. At the same point last year we had evicted 83. We continue to focus on tenancy sustainment and supporting our tenants who find themselves in financial difficulty.

### AC3-4a Empty properties - Average relet time









Performance indicator and definition	Target	2016/17			2015/16	2014/15	Latest Note
		Value	Status	Long Trend	Value	Value	
Average void re-let time (calendar days) – AC - Aspley, Bilborough & Leen Valley  <i>Note: This PI measures how long it takes NCH to re-let empty properties from the end of the old tenancy to the start of the new tenancy</i>	25	30.45			22.18	24.25	See below
Average void re-let time (calendar days) – Aspley Ward  <i>Note: This PI measures how long it</i>		33.64			18.88	24.5	The target was not met mainly due to the letting of empty properties within Independent Living schemes where demand at times can be limited.

<p><i>takes NCH to re-let empty properties from the end of the old tenancy to the start of the new tenancy</i></p>							<p>General needs properties were let in an average of 26 days.</p> <p>The Lettings and Voids team are now co-located in the same office for the first time and this will lead to improved joint working to minimise the time properties remain empty.</p>
<p>Average void re-let time (calendar days) – Bilborough Ward</p> <p><i>Note: This PI measures how long it takes NCH to re-let empty properties from the end of the old tenancy to the start of the new tenancy</i></p>		29			24.84	23.21	<p>The target was not met mainly due to the letting of empty properties within Independent Living schemes where demand at times can be limited.</p> <p>General needs properties were let in an average of 28 days.</p> <p>The Lettings and Voids team are now co-located in the same office for the first time and this will lead to improved joint working to minimise the time properties remain empty.</p>
<p>Average void re-let time (calendar days) – Leen Valley Ward</p> <p><i>Note: This PI measures how long it takes NCH to re-let empty properties from the end of the old tenancy to the start of the new tenancy</i></p>	25	25.35			23.12	27.78	<p>The target was not met mainly due to the letting of empty properties within Independent Living schemes where demand at times can be limited.</p> <p>General needs properties were let in an average of 23 days.</p> <p>The Lettings and Voids team are now co-located in the same office for the first time and this will lead to improved joint working to minimise the time properties remain empty.</p>









### AC3-4b Empty properties - Lettable voids

Performance indicator and definition	Target	2016/17			2015/16	2014/15	Latest Note
		Value	Status	Long Trend	Value	Value	
Number of lettable voids – AC - Aspley, Bilborough & Leen Valley  <i>Note: Lettable voids are empty properties available for re-letting. They will receive repair work and then be re-let to a new tenant.</i>		27			42	35	The number decreased by 15 during this period
Number of lettable voids – Aspley Ward  <i>Note: Lettable voids are empty properties available for re-letting. They will receive repair work and then be re-let to a new tenant.</i>		13			18	11	The number decreased by five during this period
Number of lettable voids – Bilborough Ward  <i>Note: Lettable voids are empty properties available for re-letting. They will receive repair work and then be re-let to a new tenant.</i>		13			20	17	The number decreased by seven during this period
Number of lettable voids – Leen Valley Ward  <i>Note: Lettable voids are empty properties available for re-letting. They will receive repair work and then be re-let to a new tenant.</i>		1			4	7	The number decreased by three during this period

### AC3-4c Empty properties - Decommissioning

Performance indicator and definition	Target	2016/17			2015/16	2014/15	Latest Note
		Value	Status	Long Trend	Value	Value	
Number of empty properties awaiting decommission – AC - Aspley, Bilborough & Leen Valley  <i>Note: This PI shows the number of empty properties which will not be re-let and includes those being decommissioned and / or demolished.</i>		0			0	112	None at present
Number of empty properties awaiting decommission – Aspley Ward  <i>Note: This PI shows the number of empty properties which will not be re-let and includes those being decommissioned and / or demolished.</i>		0			0	28	None at present
Number of empty properties awaiting decommission – Bilborough Ward  <i>Note: This PI shows the number of empty properties which will not be re-let and includes those being decommissioned and / or demolished.</i>		0			0	84	None at present
Number of empty properties awaiting decommission – Leen Valley Ward  <i>Note: This PI shows the number of empty properties which will not be re-let and includes those being decommissioned and / or demolished.</i>		0			0	0	None at present

### AC3-5 Tenancy sustainment

Performance indicator and definition	Target	2016/17			2015/16	2014/15	Latest Note
		Value	Status	Long Trend	Value	Value	
Percentage of new tenancies sustained - AC - Aspley, Bilborough & Leen Valley  <i>Note: This PI measures the number of new tenants who are still in their tenancy 12 months later.</i>	96.5%	95.51%			97.81%	97.35%	performance exceeds target which is pleasing in uncertain economic times
Percentage of new tenancies sustained - Aspley Ward  <i>Note: This PI measures the number of new tenants who are still in their tenancy 12 months later.</i>	96.5%	94.76%			96.44%	97.65%	performance exceeds target which is pleasing in uncertain economic times
Percentage of new tenancies sustained - Bilborough Ward  <i>Note: This PI measures the number of new tenants who are still in their tenancy 12 months later.</i>	96.5%	95.63%			99.02%	97.24%	performance exceeds target which is pleasing in uncertain economic times
Percentage of new tenancies sustained - Leen Valley Ward  <i>Note: This PI measures the number of new tenants who are still in their tenancy 12 months later.</i>	96.5%	98.08%			100%	96%	performance exceeds target which is pleasing in uncertain economic times

This page is intentionally left blank



# NCH update report 3



Time: 5.30pm

Date June 2017

Presented by: Kristian Murden / Nicky Jarvis

Page 49

	Item	Executive Summary / Key Points	For information or decision
1	Capital Programme & major works	<p>External wall insulation work is now complete – timeline photos are at the end of this report.</p> <p>Stock condition surveys continue across the city focussing on those where we have not been able to gain access previously. The surveys are also collecting energy performance information on the properties.</p> <p>Home improvement works in the form of new kitchens and bathrooms continue across the city as well as electrical rewires and roof replacements</p>	Information
2	Area Regeneration and Environmental Issues	<p><b>New Build</b></p> <p>Aspley Library / Stepney Court Contractor, Geda is now on site and works have commenced to construct a new library and 37 independent living apartments with associated communal space.</p> <p>Oakford Close</p>	Decision

		<p>21 new bungalows plus 1 communal building due for completion October 2017.</p> <p>Aslockton Drive One bungalow, this is completed and the keys are now with lettings ready to become someone's new home.</p> <p>Cranwell Road 11 new bungalows available 28th April 2017, with the houses available to let mid May 2017.</p> <p><b>Garage demolition</b></p> <p>May - Melbury Road June - Brindley Road</p> <p>We are working with the housing patch manager to consult with residents and clear sites.</p>	
3	Key messages from Tenant & Leaseholder Involvement	<p><b>Tenant and Leaseholder Awards 2017</b></p> <p>NCH successfully hosted its fourth annual Tenant and Leaseholder Awards ceremony on 29th March 2017. We had an outstanding amount of nominations for many local individuals, projects and community groups, for information on the 11 winners in each category visit the website below <a href="http://www.nottinghamcityhomes.org.uk/get-involved/tenant-awards-2017/">http://www.nottinghamcityhomes.org.uk/get-involved/tenant-awards-2017/</a></p> <p><b>My Neighbours, My Neighbourhood – Get Involved at NCH</b> We're looking for resident volunteers to work with us to improve services. Experience and qualifications are not necessary as we can help</p>	

	<p>residents with everything they need to be successful by offering free training through the Tenant Academy as well as one to one support from the Tenant Involvement Team and local Housing Patch Managers.</p> <p>It's a great way for residents to give back to their communities and be there for other people who need extra support. There are a variety of opportunities available:</p> <p><u>Communications Panel Volunteer</u> – Help us make sure this newsletter, our website, events and publications are covering the issues that matter most to you.</p> <p><u>Equalities Panel Volunteer</u> – help us to offer services that meet everyone's different needs – and help us build strong communities based on mutual respect.</p> <p><u>Customer Excellence Panel Volunteer</u> – help us to review our services and work with us to identify ways we can improve.</p> <p><u>Complaints Panel Volunteer</u> – help us to understand how were doing and where we need to improve by making sure we're dealing with complaints correctly and that our services are fair.</p> <p><u>ACE Inspector</u> – help us to review our services and make recommendations to improve quality of our neighbourhoods</p> <p><u>Street or Block Champion</u> – be an important voice for your area, providing a valuable link between us and your neighbourhood.</p> <p>For further details, please contact: The Tenant Involvement Team on 0115 7469100 or email <a href="mailto:involved@nottinghamcityhomes.org.uk">involved@nottinghamcityhomes.org.uk</a></p>	
--	--	--

4	Tenant and Residents Associations updates	<p>BELSATRA continue to maintain a real focus in the community and are busy preparing their numerous summer activities for local children.</p> <p>Frinton Road Pocket Park has been completed and the group are now looking to seek further funding from partners to progress the scheme and develop it further.</p>	
5	Area Performance Figures	See attached Report	
6	Good news stories & positive publicity	<p>Positive outcome to a long running Anti-Social Behaviour Case on Denewood Crescent, which for many years caused serious nuisance for local residents. NCH entered the matter into Court and the evidence we gathered and presented allowed the District Judge to award us a 28 Day Possession Order on the property. This should be a relief to many of the residents in the locality.</p>	

**APPENDIX 3**

Area	Ward	Actual Budget (including carry over from (2017/18)	Schemes Approved	Schemes Committed	Schemes De Committed	Remaining Budget
3	Aspley	£116,001.24	£0	£0	£0	£116,001.24
3	Bilborough	£190,855	£0	£0	£0	£190,855
3	Leen Valley	£23,001.97	£0	£0	£0	£23,001.97

Address	Request	Reason	Nottingham City Homes Officer	Cost	Approval
Lindfield Road Broxtowe	Continuation of the wall and railings project already delivered in this area.	Provide a high quality boundary treatment.	Leanne Hoban	£94,622.04	Approval..

This page is intentionally left blank

**WEST AREA COMMITTEE – 14<sup>th</sup> JUNE 2017**

<b>Title of paper:</b>	<b>Ward reports</b>	
<b>Director(s)/ Corporate Director(s):</b>	Dave Halstead Director of Neighbourhood Services	<b>Wards affected: Aspley Bilborough, Leen Valley</b>
<b>Report author(s) and contact details:</b>	Rob Gabbitas, Neighbourhood Development Officer (Bilborough and Leen Valley) 0115 8833741 / 07932430715 <a href="mailto:Rob.gabbitas@nottinghamcity.gov.uk">Rob.gabbitas@nottinghamcity.gov.uk</a> Liam Searle, Neighbourhood Development Officer (Aspley) 0115 8833738 / 07940761134 <a href="mailto:liam.searle@nottinghamcity.gov.uk">liam.searle@nottinghamcity.gov.uk</a>	
<b>Other colleagues who have provided input:</b>	Gursharan Singh – Nijran, Senior Neighbourhood Development Officer 0115 8833734 / 07949061016 <a href="mailto:Gursharan.nijran@nottinghamcity.gov.uk">Gursharan.nijran@nottinghamcity.gov.uk</a>	
<b>Date of consultation with Portfolio Holder(s) (if relevant)</b>	Councillor Graham Chapman 12 <sup>th</sup> November 2015	
<b>Relevant Council Plan Key Theme:</b>		
Strategic Regeneration and Development		<b>X</b>
Schools		<b>X</b>
Planning and Housing		<b>X</b>
Community Services		<b>X</b>
Energy, Sustainability and Customer		<b>X</b>
Jobs, Growth and Transport		<b>X</b>
Adults, Health and Community Sector		<b>X</b>
Children, Early Intervention and Early Years		<b>X</b>
Leisure and Culture		<b>X</b>
Resources and Neighbourhood Regeneration		<b>X</b>
<b>Summary of issues (including benefits to citizens/service users):</b>		
<b>This report focusses on current priorities and issues facing the three wards within the West area and gives details of forthcoming events and activities. It also highlights the latest issues now being addressed through regular Neighbourhood Action Team (NAT) meetings.</b>		
<b>Recommendation(s):</b>		
<b>1</b>	To note the progress on Ward priorities and other supporting information including the issues being addressed by each Neighbourhood Action Team (appendices 1-3)	

**1 REASONS FOR RECOMMENDATIONS**

- 1.1 Each Area Committee has agreed priorities which link to the City Council's current ambitions contained in the latest City Council Plan 2015 - 19. Actions for each priority will be developed and led by appropriate service teams and partnerships for example West Area Employment Hub. These priorities will be updated for each area committee, taking into account discussions at NAT meetings and various groups and activities involving Councillors, residents and local groups.
- 1.2 The events and activities detailed in the report take account of the work which all NDOs undertake with partner organisations within the wards. It shows a range of activity in place across neighbourhoods to improve social cohesion and tackle priorities at a ward and area level.

- 1.3 The Area Committee Chair has asked that the performance data produced by the Crime and Drugs Partnership should be included as part of this report to enable the area committee to monitor and comment on data relating to crime and anti-social behaviour (Appendix 4).

## **2 BACKGROUND (INCLUDING OUTCOMES OF CONSULTATION)**

- 2.1 Each Ward manages a set of priorities and key issues through regular meetings of the NAT. These meetings are led by Neighbourhood Development Officers (NDOs) and supported by core partners including Nottingham City Homes (NCH), Neighbourhood Policing, Community Protection, Early Help, City Services / Waste Management; Fire and Rescue Services and Health.
- 2.2 Ward Councillors are also invited to participate in these meetings.
- 2.3 Ward priorities are identified and informed from a range of sources including Citizens, Councillors, Partners and Officers and current issues will be updated for each area committee.
- 2.4 Ward reports also reflect some of the wider area concerns and priorities which have been either addressed previously through area committee or have been developed as part of the Area Cluster reviews. Some of these wider priorities such as health and employment will be taken forward through appropriate area focussed meetings.
- 2.5 The intention is to work towards a Ward Report which is consistent across all City wards. It will provide details of the pledges which Councillors have prioritised for their respective wards. Actions from the previous Area Committee Priorities Action Plan have been incorporated within the ward plans to avoid any duplication.
- 2.6 The ward priorities (Appendices 1 – 3) also make reference to a number of development sites which are listed within the Neighbourhood Regeneration Strategy document – Building a Better Nottingham.

## **3 OTHER OPTIONS CONSIDERED IN MAKING RECOMMENDATIONS**

- 3.1 None.

## **4 FINANCE COLLEAGUE COMMENTS (INCLUDING IMPLICATIONS AND VALUE FOR MONEY/VAT)**

- 4.1 None.

## **5 LEGAL AND PROCUREMENT COLLEAGUE COMMENTS (INCLUDING RISK MANAGEMENT ISSUES, AND LEGAL, CRIME AND DISORDER ACT AND PROCUREMENT IMPLICATIONS)**

- 5.1 None.

## **6 STRATEGIC ASSETS & PROPERTY COLLEAGUE COMMENTS (FOR DECISION RELATING TO ALL PROPERTY ASSETS AND ASSOCIATED INFRASTRUCTURE) (AREA COMMITTEE REPORTS ONLY)**

- 6.1 None.



**7 EQUALITY IMPACT ASSESSMENT**

7.1 An EIA is not required as this is not a new or changing policy, service or function. Appendix 3 highlights the forthcoming opportunities for citizens to engage in events and activities in their neighbourhoods

**8 LIST OF BACKGROUND PAPERS OTHER THAN PUBLISHED WORKS OR THOSE DISCLOSING CONFIDENTIAL OR EXEMPT INFORMATION**

8.1 None.

**9 PUBLISHED DOCUMENTS REFERRED TO IN COMPILING THIS REPORT**

9.1 None.

This page is intentionally left blank

## Appendix 1 – Aspley Ward Report

### Aspley Ward priorities Safer Nottingham

Priority (NAT)	Lead	Progress since last area committee
Tackling ASB, drugs and criminal damage	Neighbourhood Policing, NAT	<p>Continued partnership working through local Neighbourhood Action Team and targeted operations to reduce crime and ASB in the area.</p> <p>Targeted outreach program funding secured from Area Lead and will be delivered through local community partners.</p> <p>Neighbourhood plan to be developed by NAT partners with short, medium and long term actions aimed at improving targeted youth provision and reducing drug usage in young residents and ASB perpetrated in the area.</p> <p>Community Cohesion and Counter Extremism team now engaged and planning provision in the area.</p>

### Neighbourhood Nottingham

Priority - NAT, Nottingham Regeneration Strategy (NRS)	Lead	Progress since last area committee
Maintain 4* rating by NCH tenant inspectors (The rating now includes opportunities for involvement, partnership working alongside the cleanliness of the estate)	Nottingham City Homes	<p>Carried out multi-agency clean sweeps.</p> <p>Targeted clean operations planned for June and July 2017.</p>
NCH tenants benefited from the Governments	Nottingham City Homes	Next phase of wall insulation programme

Community Energy Saving Programme with the internal wall installation (NRS)		has been identified. Work has begun.
Joint Service Centre proposed for Strelley Road for the West Area, including, Housing Office , Library and Stepney Court (31 Independent Living Scheme units)	Nottingham City Homes	Work has started on site.  Site now secured and local art project engaged to create murals on the secure site fencing.
Improve visual appearance of neighbourhoods: i) Improve cleanliness in ward; ii) Tackle grot spots; iii)Overgrown hedges and untidy gardens	Neighbourhood Services	Several targeted clean operations arranged for the area. Neighbourhood services continue to engage in area ward walks to identify individual properties and areas.
Reduce incidents of dog fouling on streets	Community Protection	We are watching you campaign carried out Feb 17 in order to raise awareness of irresponsible dog ownership. Joint operations with CCTV continue to be carried out along side plain clothes Community Protection Ops.

### Families Nottingham

Priority (NAT)	Lead	Progress since last area committee
Embed Family Support Strategy via use of Family Support Pathway at a Ward Level	Children and Families	Ongoing, monthly review carried out at the NAT.
Work with Partners to improve early intervention with Families increasing use of CAF, referral routes into Family Community Team Family Support services and workforce development	Children and Families	Ongoing. NAT has identified issues with referral route. Partners have reviewed and feedback to CDP to improve.  Referral route clarified and partners briefed on access and waiting times.

Increase awareness and engagement of the impact on children and young people of domestic violence	Crime and Drugs Partnership Children and Families	Sexual violence and domestic violence sub working group has been created through the NAT.  CDP lead now fed into the working group and services to be advertised at local events.
Review approaches to delivering services for Children and young people living within the Aspley Ward	Children and Families and NAT	Sub group formed to identify gaps in provision. Lead body funding identified and provided to services to increase provision.  Working group created with Youth and Play, NDO and local providers to create engagement plan and identify potential funding opportunities.

### Health Nottingham

Priority (Area Committee priority and Area Cluster)	Lead	Progress since last area committee
Sexual Health	Health	Ongoing promotion through events and schools engagement.
Alcohol/ or smoking (Community groups/Cllrs and NAT to decide of the two)	Health	Alcohol and smoking services to be advertised at upcoming summer events in the area.
Mental health or Child and Adult Obesity (Community groups/Cllrs and NAT to decide of the two)	Health	Healthy eating initiatives to be promoted in the area and with local youth groups.

### Working Nottingham

Priority (Area Committee Priority and Area Cluster)	Lead	Progress since last area committee
Jobs and training initiatives – to be identified	NCC – Employment and Skills	Groundwork jobs trailer to different locations in Aspley ongoing. Transport and support provided

<p>Promote Work Club at Aspley Library Jobs Fair in Aspley <i>Nottingham Regeneration Strategy</i></p>	<p>Groundwork Greater Nottingham tbc</p>	<p>to local residents to travel to upcoming jobs fair in June.</p> <p>Employment trailer to be available at Ward Walks throughout 2017/18. Availability will be advertised through ward walk leaflet drops. Aspley based jobs fair will also be explored for 2017.</p>
--	--	--

**List of key current issues (taken from latest NAT Review)**

- Dog fouling – Seaton Crescent and Melbourne Park (Community Protection actions previously in place to address this)..
- Parking Schemes (new parking bays constructed on Broxtowe Lane - next project likely be Allendale Avenue and further provision on Broxtowe Lane)
- ASB is increasing in the Broxtowe area, particularly around Broxtowe Country Park. Action plan in place and additional provision identified.

**Opportunities for citizens to engage - Forthcoming dates, events / activities, Ward Walks**

- Ward Walk (Broxtowe Beat) – Monday 22 May 10am – 1.00pm (meet at Denton Green Community Centre)

## Appendix 2 - Bilborough Ward Report

### Safer Nottingham

Priority (NAT)	Lead	Progress since last area committee
Promote Nottingham Alert and Neighbourhood Watch schemes	Police	
Reduce crime and Anti-social behaviour	Neighbourhood Action Team (NAT)	Continued use of CCTV on Melford Road to support Police.
To continue to reduce accidental fires by working with older people	Fire Service	The Fire Service continue to offer advice to the vulnerable elderly through initiatives such as promoting the safe use of blankets within the home environment, carrying out regular Home Safety checks and supporting community events and activities, particularly around supported housing schemes, elderly persons complexes and community centres.
Reduce speeding in the ward	Police	The 20mph Roundels scheme for Birchover Road, funded through Area Capital, was completed in April.  Speeding Operations between April and June around school sites, Glaisdale Drive, Birchover Road and Bracebridge Drive.

### Neighbourhood Nottingham

Priority (NAT, NRS)	Lead	Progress since last area committee
to include front gardens and hedges. Achieve 4 star rating by improved appearance of properties and gardens to increase community pride.	Nottingham City Homes (NCH) and City Services	Second round of hedge cutting. November to March - clearing leaves from shrubs and flower beds. Continue to issue warning letters for overgrown gardens.
48 new homes being built on Cranwell Estate. (NRS)	NCH, NRS	Homes to be completed by 31 May 2017
Development of Strelley Road Joint Service	Nottingham City Council	Work has started on the site.

Centre to include library facilities, Stepney Court and housing units under the Independent Living Scheme (NRS)	and NCH	
Reducing amounts of litter and tackling flytipping.	City Services and Community Protection	Continue to identify and tackle problem sites
Maintaining Britain's Cleanest City status	City Services.	To manage and promote a series of Deep Cleans within the Ward during 2017
Cladding of NCH houses.	NCH	540 homes will be completed next year
Car Parking	Parking	Parking Survey completed Autumn 2016.
Look at possible solutions to parking across the ward, especially around schools	Parking Enforcement/ NAT	As above
Target litter, dog fouling and fly tipping We Area Watching You campaign	NAT and CPO	Dog fouling campaign – leaflet drop on Bramerton, Monkton and Staverton roads
Promote bulky waste appointment service	CPO	Ward Walks and Clean Ups
Promote community litter pick events with schools, and residents	NAT	Invite the community and schools to join in where appropriate.
Continue to support Community Cohesion through events and engagement	Neighbourhood Management	Bilborough Arts Festival: 30 June – 7 July
Glaisdale Drive Employment Area (300,000 sq ft) employment hub within smaller units to provide ladder of accommodation to existing industrial estate. (NRS)	NCC – Economic Development	

### Families Nottingham

Priority (NAT)	Lead	Progress since last area committee
Promote activities for children and young people	Early Help /Bilborough Youth Network	
Further priorities for 2017/18 – to be reviewed	Early Help Team	Ongoing through NAT
Welfare Reform awareness - promote services, offering advice and guidance sessions on finance and debt management.	Welfare Rights, NCH and NAT	Weekly Welfare Advice sessions - Bilborough Library and Medical Centre with scope for sessions also at Beechdale Community Centre.



Bilborough Arts Festival: 30 June – 7 July	Cllr Smith and Bilborough Arts (BArts)	Monthly planning meetings taking place.
--	--	---

### Health Nottingham

Priority (Area Committee priority and Area Cluster)	Lead	Progress since last area committee
Promote Harvey Hadden Sports Village to support residents fitness and health, increase physical activity including cycling and walking projects.	NAT partners and leisure services	Continue to promote 'Get Out and Get Active' project.
Reduce Cardio-Vascular Disease and raise awareness of lifestyle risk factors	Health	Raise awareness through events and publicity at medical practices, surgeries and community venues. Plan 2017 Older Persons event.
Raise awareness about cancer screening	Health	See above
Signpost to free health activities e.g. slimming world and 'Go for it'	Health	See above
Support Older People's ability to remain independent , fit and healthy	Health	Groundwork taking the lead on how best to help older people to maintain independence.

### Working Nottingham

Priority (Area Committee priority and Area Cluster)	Lead	Progress since last area committee
Jobs and training initiatives Promote IT courses at the Bilborough Library	NCC – Employment and Skills	IT Courses for adults promoted through sessions.
Promote Nottingham North Jobs Fair March 3 <sup>rd</sup> at Bulwell Riverside	Groundwork and NAT Partners	Very well supported and successful event..
Promote Work Club at Bilborough Library		
Business support teams working with businesses (light hi-tech engineering, distribution) on Glaisdale Drive, Blenheim Industrial Estate to support proposals and development for future growth (NRS)	NCC	

### **List of key current issues (taken from latest NAT Review)**

- Litter, flytipping and general levels of uncleanliness around Cranwell Road and Flamstead Road areas
- Resolving venues and practical arrangements for youth sessions
- Vulnerable elderly – unwanted door knocking / requests for payment (Police are aware and taking action)
- Temporary CCTV – to be reassessed
- Woodhouse Way housing development – successful public meeting on 6 April at the Belfry – need to continue to resolve bin collection issues for residents who have recently moved in.

### **Opportunities for citizens to engage - Forthcoming dates, events / activities, Ward Walks**

Ward Walks: Tuesday 20<sup>th</sup> June (Tuesdays / 10am start)

Bilborough Arts Festival: Friday 30<sup>th</sup> June – Friday 7<sup>th</sup> July

## Appendix 3 - Leen Valley Ward Report

### Safer Nottingham

Priority (NAT)	Lead	Progress since last area committee
Reduce crime and Anti-social behaviour	NAT	<p>Kennington Road community – Coffee Hub event at Southwold Primary school on xx March to encourage more parents to meet school staff and community partners</p> <p>Development of local CCTV strategy – locations prioritised through the monthly Neighbourhood Action Team (NAT). New camera unit installed on Ainsley estate and residents encouraged to report incidents through 101 number</p>

### Neighbourhood Nottingham

Priority (NAT, Ward Councillor pledges, NRS)	Lead	Progress since last area committee
Support Community groups and organisations to hold events - to hold 5 events and / or activities during 2017	Neighbourhood Management	Day of Action – 1 March 2017 (Ainsley estate) Melbourne Park – summer programme (in progress)
Promote interest in Tenants and Residents groups and Friends Groups	Nottingham City Homes	Southwold Tenants and Residents – STAR (early stages) Friends of Melbourne Park (regular meetings) New Whitemoor Tenants and Residents (residents involved) Beechdale Local Action Group (regular meetings) Ainsley Residents – second meeting 15 May
Redevelopment of Beechdale Baths	Regeneration	Site now been fully cleared and ready for new development.
Bobbers Mill and Wilkinson Street sites – flood alleviation works	Regeneration Planning	
Development of former Government land at Chalfont Drive	Planning	Residents continue to voice concerns at the lack of a public meeting with developers.
Melbourne Park developments	Parks	Information board was installed in January; complete Pavilion refurbishment programme (through the successful

		WREN funding bid) by summer 2017; Continue to work with Aspley YMCA to promote activities and events.
Target litter, dog fouling and fly tipping	NAT	Community Protection continue to target litter around McDonalds site at Bobbersmill.
Community litter pick events with schools and residents	NAT	Three further Deep Cleanse activities to be arranged (June – November 2017)
Identify solutions for derelict and undeveloped sites	Regeneration Planning	<ul style="list-style-type: none"> <li>• PZ Cussons Site, off Wilkinson Street</li> <li>• Bobbersmill site</li> <li>• Ascott Drive – NCHA scheme nearing completion</li> <li>• Beechdale Baths – awaiting development proposals</li> </ul>
Improve parking around schools to reduce all day parking	Traffic Management	Lambert Close Traffic Regulation Order approved.
Robert Shaw Playing Fields site	Robert Shaw School, NCC	Forthcoming resident meetings will gauge level of local interest in this site. Gaps in palisade fencing repaired.
Ashwell Gardens fencing scheme	Nottingham City Homes	Phase 1 metal fencing snags have been addressed. Complete Phase 2 fencing scheme by July 2017.

### Families Nottingham

Priority (NAT)	Lead	Progress since last area committee
Sustain existing weekly youth group on Whitemoor estate – look to engage more with young people from Ainsley estate	Children and Families Team	Numbers have increased. And current venue does not have sufficient space to allow for development of group. New venues urgently required.
Vine Community Centre – promote activities to support eastern European families	Neighbourhood Management	Management / administration capacity has been renewed enabling funding bids to be developed
Improve provision for toddlers at Kennington	Parks	consultation in progress (January – March 2017)

### Health Nottingham

Priority (Area Committee priority and Area Cluster)	Lead	Progress since last area committee
Reduce Cardio-Vascular Disease	Health	raise awareness at events
increase physical activity including cycling	Health	
Signpost to free health activities e.g. slimming	Health	raise awareness at events
Sustain current City ambitions around cycling	Travelright	

## Working Nottingham

Priority (Area Committee priority and Area Cluster, Ward Councillor pledges)	Lead	Progress since last area committee
To support 51 young people through the Step into Work Programme	Employment and Skills, Groundwork	
Organise 2 events in 2017 at Southwold Primary school to promote jobs and training opportunities for local residents.	Neighbourhood Development Officer / NAT	Coffee morning Hub – Tuesday 28 <sup>th</sup> February (two more between March – October 2017). Groundwork jobs trailer and team supported launch event.

### List of key current issues (taken from latest NAT Review / January 2017)

- Sustain youth club activities at New Whitemoor Baptist Church
- Plantation Side grass banks – working with residents to maintain cleanliness standards
- Kennington Road play area – consultations now completed. Tender exercise for new equipment
- Melbourne Park Friends Group – continue to develop through regular meetings and practical sessions

### Opportunities for citizens to engage - forthcoming dates of events and activities

- 30 May and 25 July 2017 (6.30pm) - New Whitemoor Tenants and Residents Association, Naburn Court
- Ward Walks (Thursdays / 2.00pm) – 18 May (Newlyn Drive area), 15 June, 21 September
- 7 June (6.00pm) – Melbourne Park Friends Group - Aspley YMCA
- Beechdale Local Action Group – 17 May and 19 July (6.30pm) – Bluecoat Academy (Aspley Lane Campus)

This page is intentionally left blank

## SUMMARY PERFORMANCE REPORT

### AREA 3

#### Aspley, Bilborough & Leen Valley

Area Total	Category	Apr-17	May-17	Jun-17	Jul-17	Aug-17	Sep-17	Oct-17	Nov-17	Dec-17	Jan-18	Feb-18	Mar-18	Year To Date				YTD Rates	
														2016-17	2017-18	Vol +/-	% Change	2016-17	2017-18
Area Committee 3	All Crime	382												219	382	163	74%	4.85	8.47
	Victim Based Crime	329												192	329	137	71%	4.26	7.29
	Criminal Damage	56												38	56	18	47%	0.84	1.24
	Theft	57												42	57	15	36%	0.93	1.26
	Burglary - Residential	21												-	21	-	-	-	0.47
	Violence	109												54	109	55	102%	1.20	2.42
	<i>Domestic Violence</i>	48												23	48	25	109%	0.51	1.06
	<i>NTE Violence</i>	5												3	5	2	67%	0.07	0.11
	<i>Other Violence</i>	56												28	56	28	100%	0.62	1.24
	ASB	159													183	159	-24	-13%	4.06
<i>Noise</i>	41													70	41	-29	-41%	1.55	0.91
<i>Youth</i>	60													67	60	-7	-10%	1.49	1.33
<i>Alcohol</i>	16													24	16	-8	-33%	0.53	0.35
Ave. Qrt Score	Deliberate Fires	0	7	2	3	6	4	14	4	5	5	2	8	81	60	-21	-26%	1.80	1.33
	Cleanliness Score	87.33	88	89.33	89.67	87	87	89	89.67	88.33	88	88.67		88	88	0	0%	N/A	N/A
	Graffiti (reactive)	36	6	6	19	10	7	6	1	7	5	4		117	107	-10	-9%	2.59	2.37
	Fly-Tipping (reactive)	51	41	50	40	38	30	22	10	9	19	10		357	302	-55	-15%	7.91	6.69
	Dog Fouling (reactive)	63	42	41	26	20	22	25	14	22	49	31		298	348	50	17%	6.61	7.71
Unemployment	1140	1145	1125	1165	1185	1170	1170	1130	1110	1130	1170		13490	12640	-850	-6%	299.01	280.17	

This report has been produced by the CDP pursuant to a brief provided by Neighbourhood Services. Please contact Daniel Dexter if you have any queries regarding the data.  
[Daniel.Dexter@nottinghamcity.gov.uk](mailto:Daniel.Dexter@nottinghamcity.gov.uk) Ext: 65709

Ward	Category	Apr-17	May-17	Jun-17	Jul-17	Aug-17	Sep-17	Oct-17	Nov-17	Dec-17	Jan-18	Feb-18	Mar-18	Year To Date				YTD Rates	
														2016-17	2017-18	Vol +/-	% Change	2016-17	2017-18
Aspley	All Crime	159												96	159	63	66%	5.45	9.02
	Victim Based Crime	140												87	140	53	61%	4.94	7.94
	Criminal Damage	26												21	26	5	24%	1.19	1.48
	Theft	25												19	25	6	32%	1.08	1.42
	Burglary - Residential	11												-	11	-	-	-	0.62
	Violence	46												27	46	19	70%	1.53	2.61
	Domestic Violence	18												12	18	6	50%	0.68	1.02
	NTE Violence	1												1	1	0	0%	0.06	0.06
	Other Violence	27												14	27	13	93%	0.79	1.53
	ASB	75												84	75	-9	-11%	4.77	4.26
Noise	17												32	17	-15	-47%	1.82	0.96	
Youth	33												31	33	2	6%	1.76	1.87	
Alcohol	7												5	7	2	40%	0.28	0.40	
Ave. Qrt Score	Deliberate Fires	0	4	2	1	3	1	8	3	1	0	1	6	23	30	7	30%	1.31	1.70
	Cleanliness Score	88	88	92	90	87	87	90	90	90	88	87		87	89	2	2%	N/A	N/A
	Graffiti (reactive)	19	2	3	17	4	1	3	1	4	3	2		58	59	1	2%	3.29	3.35
	Fly-Tipping (reactive)	35	20	27	24	18	11	5	3	3	3	2		144	151	7	5%	8.17	8.57
	Dog Fouling (reactive)	29	22	17	12	13	4	8	4	7	16	7		104	139	35	34%	5.90	7.89
	Unemployment	575	565	560	600	600	595	595	565	560	565	595		6893	6375	-518	-8%	391.16	361.76

Ward	Category	Apr-17	May-17	Jun-17	Jul-17	Aug-17	Sep-17	Oct-17	Nov-17	Dec-17	Jan-18	Feb-18	Mar-18	Year To Date				YTD Rates	
														2016-17	2017-18	Vol +/-	% Change	2016-17	2017-18
Bilborough	All Crime	122												73	122	49	67%	4.35	7.27
	Victim Based Crime	101												64	101	37	58%	3.81	6.01
	Criminal Damage	15												14	15	1	7%	0.83	0.89
	Theft	16												14	16	2	14%	0.83	0.95
	Burglary - Residential	9												-	9	-	-	-	0.54
	Violence	30												16	30	14	88%	0.95	1.79
	Domestic Violence	14												6	14	8	133%	0.36	0.83
	NTE Violence	0												0	0	0	0%	0.00	0.00
	Other Violence	16												10	16	6	60%	0.60	0.95
	ASB	49												75	49	-26	-35%	4.47	2.92
Noise	16												34	16	-18	-53%	2.02	0.95	
Youth	21												27	21	-6	-22%	1.61	1.25	
Alcohol	2												10	2	-8	-80%	0.60	0.12	
Ave. Qrt Score	Deliberate Fires	0	1	0	0	2	2	3	0	2	3	1	0	31	14	-17	-55%	1.85	0.83
	Cleanliness Score	86	87	90	91	86	86	87	88	87	87	91		89	88	-1	-1%	N/A	N/A
	Graffiti (reactive)	7	2	0	1	3	4	2	0	0	1	1		22	21	-1	-5%	1.31	1.25
	Fly-Tipping (reactive)	8	9	11	9	15	11	4	3	5	7	4		126	86	-40	-32%	7.50	5.12
	Dog Fouling (reactive)	30	16	24	12	5	7	11	8	14	31	21		141	179	38	27%	8.40	10.66
	Unemployment	375	395	380	385	400	395	405	395	380	390	400		4562	4300	-262	-6%	271.68	256.07



Ward	Category	Apr-17	May-17	Jun-17	Jul-17	Aug-17	Sep-17	Oct-17	Nov-17	Dec-17	Jan-18	Feb-18	Mar-18	Year To Date				YTD Rates	
		2016-17	2017-18	Vol +/-	% Change	2016-17	2017-18												
Leen Valley	All Crime	101												50	101	51	102%	4.67	9.44
	Victim Based Crime	88												41	88	47	115%	3.83	8.22
	Criminal Damage	15												3	15	12	400%	0.28	1.40
	Theft	16												9	16	7	78%	0.84	1.50
	Burglary - Residential	1												-	1	-	-	-	0.09
	Violence	33												11	33	22	200%	1.03	3.08
	<i>Domestic Violence</i>	16												5	16	11	220%	0.47	1.50
	<i>NTE Violence</i>	4												2	4	2	100%	0.19	0.37
	<i>Other Violence</i>	13												4	13	9	225%	0.37	1.21
	ASB	35												24	35	11	46%	2.24	3.27
	<i>Noise</i>	8												4	8	4	100%	0.37	0.75
<i>Youth</i>	6												9	6	-3	-33%	0.84	0.56	
<i>Alcohol</i>	7												9	7	-2	-22%	0.84	0.65	
Ave. Qrt Score	Deliberate Fires	0	2	0	2	1	1	3	1	2	2	0	2	27	16	-11	-41%	2.52	1.50
	Cleanliness Score	88	89	86	88	88	88	90	91	88	89	88		89	88	-1	-1%	N/A	N/A
	Graffiti (reactive)	10	2	3	1	3	2	1	0	3	1	1		37	27	-10	-27%	3.46	2.52
	Fly-Tipping (reactive)	8	12	12	7	5	8	13	4	1	9	4		87	65	-22	-25%	8.13	6.07
	Dog Fouling (reactive)	4	4	0	2	2	11	6	2	1	2	3		53	30	-23	-43%	4.95	2.80
Unemployment	190	185	185	180	185	180	170	170	170	170	175	175		2035	1965	-70	-3%	190.15	183.61

This page is intentionally left blank

**WEST AREA COMMITTEE – 14<sup>th</sup> JUNE 2017**

<b>Title of paper:</b>	Area Capital Fund 2016/17 and 2017/18	
<b>Director(s)/ Corporate Director(s):</b>	Dave Halstead Director of Neighbourhood Services	<b>Wards affected:</b> Aspley, Bilborough, Leen Valley
<b>Report author(s) and contact details:</b>	Rob Gabbitas, Neighbourhood Development Officer Tel: 0115 8833741 <a href="mailto:Rob.gabbitas@nottinghamcity.gov.uk">Rob.gabbitas@nottinghamcity.gov.uk</a> Liam Searle, Neighbourhood Development Officer Tel: 0115 8833738 <a href="mailto:Liam.searle@nottinghamcity.gov.uk">Liam.searle@nottinghamcity.gov.uk</a>	
<b>Other colleagues who have provided input:</b>	Nancy Hudson, Projects Officer, Highway Services Tel: 0115 8765633 <a href="mailto:nancy.hudson@nottinghamcity.gov.uk">nancy.hudson@nottinghamcity.gov.uk</a> Gursharan Singh – Nijran, Senior Neighbourhood Development Officer Tel: 0115 8833734 <a href="mailto:gursharan.nijran@nottinghamcity.gov.uk">gursharan.nijran@nottinghamcity.gov.uk</a>	
<b>Date of consultation with Portfolio Holder(s) (if relevant)</b>		
<b>Relevant Council Plan Key Theme:</b>		
Strategic Regeneration and Development		<input type="checkbox"/>
Schools		<input type="checkbox"/>
Planning and Housing		<input type="checkbox"/>
Community Services		<input type="checkbox"/>
Energy, Sustainability and Customer		<input type="checkbox"/>
Jobs, Growth and Transport		<b>X</b>
Adults, Health and Community Sector		<input type="checkbox"/>
Children, Early Intervention and Early Years		<input type="checkbox"/>
Leisure and Culture		<b>X</b>
Resources and Neighbourhood Regeneration		<b>X</b>
<b>Summary of issues (including benefits to citizens/service users):</b>		
This report provides details of the latest spending proposals under the Area Capital Fund including highways and footpaths		
<b>Recommendation(s):</b>		
<b>1</b>	a) That Area Capital fund schemes for 2016/17 and funding for 2017/18, available to Aspley, Bilborough and Leen Valley Wards, as outlined in Appendix 1, be noted; b) That the new Aspley scheme identified within the report be approved.	

**1 REASONS FOR RECOMMENDATIONS**

- 1.1 The Nottingham Local Transport Plan (LTP) Strategy 2011-2026 maintains a commitment to deliver local transport improvements across Nottingham's Neighbourhoods and prioritises small scale transport improvements of importance to local communities.
- 1.2 As part of the budget process for 2017/18 Nottingham City Council approved a Citywide Local Transport Plan capital allocation of £1.25 million.
- 1.3 The Area Committee has an opportunity to comment on any of the suggested schemes and their progress.

## **2 BACKGROUND (INCLUDING OUTCOMES OF CONSULTATION)**

- 2.1 The Area Capital Fund (ACF) Programme was established to improve the environment of the neighbourhoods and to create a sense of place for residents in order to improve the quality of life of local people. Since it was established in 2006 to meet the then corporate priority of 'Transforming Neighbourhoods', the Area Capital Fund has included a total programme expenditure portfolio of £40 million. The improvements that have been carried out to date using this programme have included: footpaths, fences, visual enhancements to public realm, refurbishment of parks and improvements to public buildings.
- 2.2 Resources are allocated from the Nottingham City Council General Fund, the Local Transport Plan and the Housing Revenue Account. To achieve a joint approach to environmental improvements in neighbourhoods, a greater degree of flexibility has been established to prioritise and deliver improvements so that there is a synergy in local solutions for local issues across neighbourhoods.
- 2.3 The programme of works is a rolling programme. There have been instances where schemes are started with strong community involvement and interest and altered at a later stage due to changing circumstances such as economic conditions and changes in land values.
- 2.4 The Area Committee and particularly community representatives are invited to comment specifically on those schemes identified in the proposals column and also to consider whether certain schemes can be linked to other programmes of work in order to generate best value and create a greater impact on the local area.

## **3 OTHER OPTIONS CONSIDERED IN MAKING RECOMMENDATIONS**

- 3.1 None.

## **4 FINANCE COLLEAGUE COMMENTS (INCLUDING IMPLICATIONS AND VALUE FOR MONEY/VAT)**

- 4.1 Bringing together the various strands which form part of the Area Capital Programme enables the City Council to respond efficiently in delivering on public realm improvements as identified by local people.

## **5 LEGAL AND PROCUREMENT COLLEAGUE COMMENTS (INCLUDING RISK MANAGEMENT ISSUES, AND LEGAL, CRIME AND DISORDER ACT AND PROCUREMENT IMPLICATIONS)**

- 5.1 A risk register has been produced which is regularly monitored.

## **6 STRATEGIC ASSETS & PROPERTY COLLEAGUE COMMENTS (FOR DECISION RELATING TO ALL PROPERTY ASSETS AND ASSOCIATED INFRASTRUCTURE) (AREA COMMITTEE REPORTS ONLY)**

- 6.1 None.

## **7 EQUALITY IMPACT ASSESSMENT**

- 7.1 An EIA is not required as this is not a new or changing policy, service or function.

**8 LIST OF BACKGROUND PAPERS OTHER THAN PUBLISHED WORKS OR THOSE DISCLOSING CONFIDENTIAL OR EXEMPT INFORMATION**

8.1 None.

**9 PUBLISHED DOCUMENTS REFERRED TO IN COMPILING THIS REPORT**

9.1 Executive Board Report, 24 February 2015, as part of Item 15, Medium Term Financial Plan 2015/16 - 2017/18, under Annex 3, Capital Programme.

.

This page is intentionally left blank

**Aspley Area Capital 2016 – 2017 Programme**

**Aspley LTP schemes**

<b>Location</b>	<b>Type</b>	<b>Councillor Prioritised / Area Committee Approved</b>	<b>Estimate</b>	<b>Estimated start date</b>	<b>Completed</b>	<b>Details</b>
Deepdene Way	footpath	Approved November 2016	£77,776	05/12/2016	complete	Reconstruction of footpath on Deepdene Way (LTP contribution) - lead service: Highway Maintenance
Broxtowe Lane/Sherbourne Road	road safety	Approved November 2016	£450	in progress		Installation of signs to highlight crossing point - lead service: Traffic & Safety
Tiverton Close	road safety	Approved November 2016	£2,500	in progress		Junction protection on Tiverton Close, to be added to Walbrook Close scheme - lead service: Traffic & Safety
Melbourne Road	kerb protection	Approved September 2016	£674	-	complete	Measures to protect kerbs on the Melbourne Road central reservation - lead service: Streetscene
Walbrook Close	road safety	Approved September 2016	£6,500	in progress		Junction protection on Walbrook Close, including double and single yellow lines - lead service: Traffic & Safety
Denton Green	road safety	Approved September 2016	£1,600	in progress		Installation of pedestrian safety barrier and bollards outside nursery on Denton Green - lead service: Traffic & Safety
Beaton Crescent	road safety	Approved by Delegated Authority July 2016	£2,500	in progress		Installation of H-bars to improve traffic flow and road safety - lead service: Traffic & Safety
Snicket Scheme 4	vehicular access	Approved May 2016	£500	n/a	n/a	Reallocation of funds to Aspley Ward parking scheme
Cinderhill roundabout	feasibility study	Approved May 2016	£4,250	in progress		Study to assess measures to assist pedestrians / cyclists and vehicle movement at Cinderhill roundabout - lead service: Traffic & Safety
Aspley Ward crossings	dropped crossings	Approved May 2016	£1,500	in progress		Scoping exercise for the provision of dropped crossings across the ward - lead service: Traffic & Safety
Aspley Schools	road safety	Approved May 2016	£1,950	in progress		Assess existing street furniture and lining and replace / modify as required outside identified schools in the ward - lead service: Traffic & Safety

Total LTP schemes\*

£100,200

**Aspley Public Realm schemes**

<b>Location</b>	<b>Type</b>	<b>Councillor Prioritised / Area Committee Approved</b>	<b>Estimate</b>	<b>Estimated start date</b>	<b>Completed</b>	<b>Details</b>
Deepdene Way	footpath	Approved November 2016	£19,927	05/12/2016	complete	Reconstruction of footpath on Deepdene Way (PR contribution) - lead service: Highway Maintenance
Lindfield Road Wall Phase 3	wall scheme	Approved May 2016	£18,523	in progress		Partnership scheme with NCH; further contribution to works on Lindfield Road Walls - lead service: NCH

£38,450

Total Public Realm schemes\*\*

### Aspley Withdrawn schemes

Location	Type	Reason	Amount	Details
<i>No decommitments to date</i>				
Total Decommited***			£0	
2016 - 2017 LTP allocation			£100,200	
LTP carried forward from 2015 - 2016			£0	
2016 - 2017 Public Realm allocation			£60,100	
Public Realm carried forward from 2015 - 2016			£0	
<b>Total Available 2016 - 2017 ACF</b>			<b>£160,300</b>	
<i>*Less LTP schemes</i>			- £100,200	
<i>**Less Public Realm schemes</i>			- £38,450	
<i>***Decommited funds</i>			+ £0	
<b>Remaining available balance</b>			<b>£21,650</b>	
LTP element remaining			£0	
Public Realm element remaining			£21,650	



**Bilborough Area Capital 2016 – 2017 Programme**

**Bilborough LTP schemes**

Location	Type	Councillor Prioritised / Area Committee Approved	Estimate	Estimated start date	Completed	Details
Burnside Road	footpaths	Approved September 2016	£24,752	24/10/2016	complete	Reconstruction of footpath on both sides of Burnside Road (LTP contribution) - lead service: Highway Maintenance
Fircroft Avenue	footpaths	Approved May 2016	£82,615	05/09/2016	complete	Reconstruction of footpath on both sides of Fircroft Avenue, with kerb replacement where necessary - lead service: Highway Maintenance
Bilborough Ward parking	parking	Approved May 2016	£10,000	in progress		Study into parking issues across the ward and proposed solutions - lead service Traffic & Safety

Total LTP schemes\*

£117,367

**Bilborough Public Realm schemes**

Location	Type	Councillor Prioritised / Area Committee Approved	Estimate	Estimated start date	Completed	Details
Premount Drive area	parking	Approved February 2017	£15,000			Contribution to £32,200 parking permit scheme (residual £17.2k to come from Ward budget) - lead service: Traffic & Safety
Hanslope Crescent area	survey	Approved February 2017	£2,862			Survey into parking options in the Hanslope Crescent area (scope to be finalised) - lead service: Traffic & Safety
Birchover Road	road safety	Approved November 2016	£1,500	in planning		Provision of 20mph roundels and repeaters on Birchover Road - lead service: Traffic & Safety
Harvey Hadden	contribution	Approved November 2016	£25,000	awaiting WREN funding		Third party contribution to WREN bid for Harvey Hadden works - lead service: Parks & Open Spaces
Burnside Road	footpaths	Approved September 2016	£48,467	24/10/2016	complete	Reconstruction of footpath on both sides of Burnside Road (PR contribution) - lead service: Highway Maintenance

Total Public Realm schemes\*\*

£92,829

**Bilborough Withdrawn schemes**

Location	Type	Reason	Amount	Details
Burnside Road	footpaths	Changing priorities	£31,788	Reconstruction of footpaths on Burnside Road (odd number side only) - lead service: Highway Maintenance (Mar-16)
Oakmead Avenue	area improvement	Underspend	£4,198	Contribution to NCH area improvement scheme on Oakmead Avenue - lead service: NCH (Sep-15)
Staverton Road 2	crossings	scheme discontinued	£10,000	Provision of four sets of pedestrian dropped crossings to improve mobility access on Staverton Road (Feb-15)

Bilborough Ward crossings	dropped crossings	scheme discontinued	£5,000	Further contribution to provision of four sets of pedestrian dropped crossings to improve mobility access at identified locations across the ward - lead service: Traffic & Safety (Mar-16)
Total Decommited***			£50,986	
2016 – 2017 LTP allocation			£85,200	
LTP carried forward from 2015 - 2016			£379	
2016 – 2017 Public Realm allocation			£51,100	
Public Realm carried forward from 2015 - 2016			£22,531	
<b>Total Available 2016 – 2017 ACF</b>			<b>£159,210</b>	
*Less LTP schemes			- £117,367	
**Less Public Realm schemes			- £92,829	
***Decommited funds			+ £50,986	
<b>Remaining available balance</b>			<b>£0</b>	
LTP element remaining			£0	
Public Realm element remaining			£0	

**Leen Valley Area Capital 2016 - 2017 Programme**

**Leen Valley LTP schemes**

<b>Location</b>	<b>Type</b>	<b>Councillor Prioritised / Area Committee Approved</b>	<b>Estimate</b>	<b>Estimated start date</b>	<b>Completed</b>	<b>Details</b>
Trentham Gardens	footpath	Approved November 2016	£34,224	28/11/2016	complete	Resurfacing of footpath on Trentham Gardens (odd numbers) (LTP contribution) - lead service: Highway Maintenance
Ashwell Gardens Area	parking	Approved November 2016	£12,000	in progress		Provision of resident's parking scheme subsequent to previous consultation - lead service: Traffic & Safety
Wilkinson Street	road safety	Approved November 2016	£1,000	tbc		Contribution to traffic flow improvement scheme at Wilkinson St/Radford Rd junction - joint with Basford & Berridge wards - lead service: Traffic & Safety
Robins Wood Road	dropped crossings	Approved September 2016	£2,126	in progress		Further contribution to previously agreed access scheme - lead service: Traffic & Safety
Old Nuthall Road	TRO	Approved by DA June 2016	£1,000	in progress		Amendments to experimental TRO in Old Nuthall Road area - lead service: Traffic & Safety
Southwold Drive	parking	Approved May 2016	£2,100	in progress		Design study for parking scheme on Southwold Drive - lead service: Traffic & Safety
Robins Wood Road	TRO	Approved May 2016	£2,000	-	complete	TRO for installation of H-bars - lead service: Traffic & Safety
Lambert Gardens	TRO	Approved May 2016	£7,250	in progress		Yellow lining scheme to be carried out in the Lambert Gardens, St Margarets Drive and Eskdale Drive area - lead service: Traffic & Safety
Leen Valley Ward crossings	dropped crossings	Approved May 2016	£1,500	in progress		Scoping exercise for the provision of dropped crossings across the ward - lead service: Traffic & Safety
Medway Street	TRO	Approved May 2016	£5,000	in progress		Further contribution to TRO amendment to accommodate changes to parking bays and new signage - lead service: Traffic & Safety

Total LTP schemes\*

£68,200

**Leen Valley Public Realm schemes**

<b>Location</b>	<b>Type</b>	<b>Councillor Prioritised / Area Committee Approved</b>	<b>Estimate</b>	<b>Estimated start date</b>	<b>Completed</b>	<b>Details</b>
Homefield Road area	parking	Approved November 2016	£19,648	tbc		Initial contribution to residential parking scheme on Haslemere, Homefield and Leacroft Roads (residual costs to be met from 2017/18 ACF) - lead service: Traffic & Safety
Lodge Close	TRO	Approved November 2016	£700	tbc		Additional contribution to add Lodge Close to Lambert Gardens scheme - lead service: Traffic & Safety
Trentham Gardens	footpath	Approved November 2016	£12,872	28/11/2016	complete	Resurfacing of footpath on Trentham Gardens (odd numbers) (PR contribution) - lead service: Highway Maintenance

Cherry Wood Drive 1	footpaths	Approved May 2016	£19,970	22/08/2016	complete	Resurfacing of footpath on Cherry Wood Drive (even numbers) - lead service: Highway Maintenance
---------------------	-----------	-------------------	---------	------------	----------	---

Total Public Realm schemes\*\*

£53,190

#### Leen Valley Withdrawn schemes

Location	Type	Reason	Amount	Details
Chadwick Road	Road safety	scheme alteration	£24,500	Raised/narrowed side road entry, No Entry signs onto Chadwick Rd and Unsuitable for HGV signs / vehicular turning area on Old Alfreton Rd (Feb-14)
Southwold Drive 2	close loop	Scheme discontinued due to changing priorities	£15,600	Introduction of Southwold Drive "Closing the Loop" cycle scheme (Feb-15)
Kennington Road/Ashwell Gardens	area improvement	contingency funding no longer required	£11,390	Contribution to NCH area improvement scheme on Kennington Road/Ashwell Gardens (Nov-15)

Total Decommited\*\*\*

£51,490

2016 - 2017 LTP allocation

£43,700

LTP carried forward from 2015 - 2016

£0

2016 - 2017 Public Realm allocation

£26,200

Public Realm carried forward from 2015 - 2016

£0

**Total Available 2016 - 2017 ACF**

**£69,900**

\*Less LTP schemes

- £68,200

\*Less Public Realm schemes

- £53,190

\*\*Decommited funds

+ £51,490

**Remaining available balance**

**£0**

LTP element remaining

£0

Public Realm element remaining

£0

**Aspley Area Capital 2017 - 2018 Programme**

**Aspley LTP schemes**

Location	Type	Councillor Prioritised / Area Committee Approved	Estimate	Estimated start date	Completed	Details
Kelstern Close	parking	Prioritised 11 May 2017	£12,000			consultation and implementation of resident parking scheme in Kelstern Close area - lead service: Traffic & Safety

Total LTP schemes\* £12,000

**Aspley Public Realm schemes**

Location	Type	Councillor Prioritised / Area Committee Approved	Estimate	Estimated start date	Completed	Details
Lindfield Road Wall Phase 4	area improvement	Prioritised 25 May 2017	£76,494			Partnership scheme with NCH; further contribution to works on Lindfield Road Walls - lead service: NCH

Total Public Realm schemes\*\* £76,494

**Aspley Withdrawn schemes**

Location	Type	Reason	Amount	Details
<i>No decommitments to date</i>				

Total Decommited\*\*\* £0

2017 - 2018 LTP allocation	£100,200
LTP carried forward from 2016 - 2017	£0
2017 - 2018 Public Realm allocation	£60,100
Public Realm carried forward from 2016 - 2017	£21,650
<b>Total Available 2017 - 2018 ACF</b>	<b>£181,950</b>
*Less LTP schemes	- £12,000
**Less Public Realm schemes	- £76,494
***Decommited funds	+ £0
<b>Remaining available balance</b>	<b>£93,456</b>
LTP element remaining	£88,200
Public Realm element remaining	£5,256

**Bilborough Area Capital 2017 - 2018 Programme**

**Bilborough LTP schemes**

Location	Type	Councillor Prioritised / Area Committee Approved	Estimate	Estimated start date	Completed	Details
Staverton Road	footpath	Prioritised 26 May 2017	£74,449			Reconstruction of footpath on both sides of Staverton Road (Burnside Road to Graylands Road) - lead service: Highway Maintenance

Total LTP schemes\*

£74,449

**Bilborough Public Realm schemes**

Location	Type	Councillor Prioritised / Area Committee Approved	Estimate	Estimated start date	Completed	Details

Total Public Realm schemes\*\*

£0

**Bilborough Withdrawn schemes**

Location	Type	Reason	Amount	Details
No decommitments to date				

Total Decommited\*\*\*

£0

2017 - 2018 LTP allocation	£85,200
LTP carried forward from 2016 - 2017	£0
2017 - 2018 Public Realm allocation	£51,100
Public Realm carried forward from 2016 - 2017	£0
<b>Total Available 2017 - 2018 ACF</b>	<b>£136,300</b>
*Less LTP schemes	- £74,449
**Less Public Realm schemes	- £0
***Decommited funds	+ £0
<b>Remaining available balance</b>	<b>£61,851</b>
LTP element remaining	£10,751
Public Realm element remaining	£51,100

**Leen Valley Area Capital 2017 - 2018 Programme**

**Leen Valley LTP schemes**

Location	Type	Councillor Prioritised / Area Committee Approved	Estimate	Estimated start date	Completed	Details
Newlyn Drive	road safety	prioritised 23 May 2017	£2,100			Installation of bollards on corner of Western Boulevard to prevent vehicles driving on footway - lead service: Highway Maintenance
Southwold Drive 2	parking	prioritised 26 May 2017	£23,000			implementation of resident parking scheme in Southwold Drive area, subsequent to previous study - lead service: Traffic & Safety

Total LTP schemes\* £25,100

**Leen Valley Public Realm schemes**

Location	Type	Councillor Prioritised / Area Committee Approved	Estimate	Estimated start date	Completed	Details
Ashwell Gardens path	area improvement	prioritised 26 May 2017	£7,500			works in Ashwell Gardens link footpath area to improve appearance and reduce ASB - lead service: Highway Maintenance
Medway Street	area improvement	prioritised 26 May 2017	£15,000			works on Medway Street to improve parking provision and reduce ASB - lead service: Neighbourhood Management

Total Public Realm schemes\*\* £22,500

**Leen Valley Withdrawn schemes**

Location	Type	Reason	Amount	Details
<i>No decommitments to date</i>				

Total Decommited\*\*\* £0

2017 - 2018 LTP allocation	£43,700
LTP carried forward from 2016 - 2017	£0
2017 - 2018 Public Realm allocation	£26,200
Public Realm carried forward from 2016 - 2017	£0
<b>Total Available 2017 - 2018 ACF</b>	<b>£69,900</b>
*Less LTP schemes	- £25,100
**Less Public Realm schemes	- £22,500
***Decommited funds	+ £0
<b>Remaining available balance</b>	<b>£22,300</b>
LTP element remaining	£18,600
Public Realm element remaining	£3,700

This page is intentionally left blank



**WEST AREA COMMITTEE - 14 JUNE 2017**

<b>Title of paper:</b>	Ward Councillor Budgets Delegated (authority for each scheme listed in Appendices A, B and C is held by the Constitutional Services team)	
<b>Director(s)/ Corporate Director(s):</b>	Dave Halstead Director of Neighbourhood Services	<b>Wards affected:</b> Aspley, Leen Valley and Bilborough
<b>Report author(s) and contact details:</b>	Liam Searle, Neighbourhood Development Officer <a href="mailto:liam.searle@nottinghamcity.gov.uk">liam.searle@nottinghamcity.gov.uk</a> Tel: 0115 8833738 Rob Gabbitas, Neighbourhood Development Officer <a href="mailto:rob.gabbitas@nottinghamcity.gov.uk">rob.gabbitas@nottinghamcity.gov.uk</a> Tel: 0115 8833741	
<b>Other colleagues who have provided input:</b>	Kate Spencer, Finance Assistant <a href="mailto:kate.spencer@nottinghamcity.gov.uk">kate.spencer@nottinghamcity.gov.uk</a> Tel 0115 876 2765 Gursharan Singh – Nijran, Senior Neighbourhood Development Officer 0115 8833734 / 07949061016 <a href="mailto:Gursharan.nijran@nottinghamcity.gov.uk">Gursharan.nijran@nottinghamcity.gov.uk</a>	
<b>Date of consultation with Portfolio Holder(s) (if relevant)</b>	N/A	
<b>Relevant Council Plan Key Theme:</b>		
Strategic Regeneration and Development	<input type="checkbox"/>	
Schools	<input checked="" type="checkbox"/>	
Planning and Housing	<input type="checkbox"/>	
Community Services	<input checked="" type="checkbox"/>	
Energy, Sustainability and Customer	<input type="checkbox"/>	
Jobs, Growth and Transport	<input type="checkbox"/>	
Adults, Health and Community Sector	<input type="checkbox"/>	
Children, Early Intervention and Early Years	<input checked="" type="checkbox"/>	
Leisure and Culture	<input checked="" type="checkbox"/>	
Resources and Neighbourhood Regeneration	<input checked="" type="checkbox"/>	
<b>Summary of issues (including benefits to citizens/service users):</b>		
This report advises this Area Committee of the use of delegated authority by the Director of Neighbourhood Services for those projects funded by Ward Councillor Budgets.		
<b>Recommendation(s):</b>		
<b>1</b>	That the Area Committee note the actions agreed by the Director of Neighbourhood Services in respect of projects and schemes within the Aspley, Bilborough and Leen Valley wards, for 2016/17 and 2017/18 detailed in Appendices A , B and C.	
<b>2</b>	To note the new allocations for 2017- 2018 of £5,000 for each Councillor.	

**1 REASONS FOR RECOMMENDATIONS**

- 1.1 Records detailing Ward Councillors spending decisions and consultation are shown in the attached Appendices. In accordance with the Constitution the Area Committee is required to note spending decisions taken by Ward Councillors. This report outlines the spending decisions since the last Area Committee during 2016/17 and those new schemes and projects for 2017/18.

## **2 BACKGROUND (INCLUDING OUTCOMES OF CONSULTATION)**

- 2.1 This action follows the arrangements established by the Executive Board to allow for spending approvals through individual Ward Councillor budget allocations.

## **3 OTHER OPTIONS CONSIDERED IN MAKING RECOMMENDATIONS**

- 3.1 Not to provide the funding outlined in Appendices A, B and C but the funding requested will provide additional services or benefit to residents of this area.

## **4 FINANCE COLLEAGUE COMMENTS (INCLUDING IMPLICATIONS AND VALUE FOR MONEY/VAT)**

- 4.1 Ward Councillors have an individual allocation for 2017/18 of £5,000.
- 4.2 The full balance has not been allocated. Further projects will be reported to a subsequent committee.

## **5 LEGAL AND PROCUREMENT COLLEAGUE COMMENTS (INCLUDING RISK MANAGEMENT ISSUES, AND LEGAL, CRIME AND DISORDER ACT AND PROCUREMENT IMPLICATIONS)**

- 5.1 These arrangements provide transparency and regulation to the spending of individual Ward Councillor allocation.
- 5.2 The funds allocated by Area Committee are used to address diverse needs from various sections of the community and reduce inequalities.

## **6 STRATEGIC ASSETS & PROPERTY COLLEAGUE COMMENTS (FOR DECISION RELATING TO ALL PROPERTY ASSETS AND ASSOCIATED INFRASTRUCTURE) (AREA COMMITTEE REPORTS ONLY)**

- 6.1 None.

## **7 EQUALITY IMPACT ASSESSMENT**

- 7.1 An EIA is not needed (report does not contain proposals. Individual Councillors make decisions about their allocations and many groups funded seek to reduce inequalities)

## **8 LIST OF BACKGROUND PAPERS OTHER THAN PUBLISHED WORKS OR THOSE DISCLOSING CONFIDENTIAL OR EXEMPT INFORMATION**

- 8.1 Delegated authority for each scheme listed in Appendices A & B is held by the Constitutional Services team.

## **9 PUBLISHED DOCUMENTS REFERRED TO IN COMPILING THIS REPORT**

- 9.1 None.

## **APPENDIX A**

### **Aspley Ward Budget Allocations 2016/17**

<b>Allocated Schemes: Aspley Ward</b>	<b>Councillor(s)</b>	<b>Amount (total)</b>
Ambleside Summer Carnival	Chapman, McCulloch, Ifediora	£250
Young at Heart	Chapman, McCulloch, Ifediora	£1,000
Melbourne Road central reservation	Chapman, McCulloch, Ifediora	£673.65
Melbourne Road fencing	Chapman, McCulloch, Ifediora	£1,999.20
Welfare Rights Service	Chapman, McCulloch, Ifediora	£5,700
Woodfield Park Launch event	Chapman, McCulloch, Ifediora	£200
Aspley Partnership day trip	Chapman, McCulloch, Ifediora	£1,250
Tick Tock summer carnival	Chapman, McCulloch, Ifediora	£3,000
Broxtowe Park Fun Day	Chapman, McCulloch, Ifediora	£2,000
Bells Lane Surprise Play Project	Chapman, McCulloch, Ifediora	£500
Santa's Grotto – Aspley Library	Chapman, McCulloch, Ifediora	£100
Red Dance Christmas Performance	Chapman, McCulloch, Ifediora	£100
BCC World Food Day	Chapman, McCulloch, Ifediora	£500
Welfare Rights Part 2	Chapman, McCulloch, Ifediora	£1,500
Aspley Library gardening tools	Chapman, McCulloch, Ifediora	£200
Broxtowe wood carving	Chapman, McCulloch, Ifediora	£500
Easter event	Chapman, McCulloch, Ifediora	£500
St Martha's Foodbank	Chapman, McCulloch, Ifediora	£130

<b>Schemes to be de-committed: Aspley Ward</b>	<b>Councillor(s)</b>	<b>Amount (total)</b>
I Daniel Blake film showing	Chapman, McCulloch, Ifediora	£96

Balance brought forward 2015/16	£5,082.89
Allocation 2016/17	£15,000
Total available allocation	21,082.89
Total de-committed	£96
<b>Total allocated at 28/02/17</b>	<b>20,102.85</b>
<b>Total unallocated at 28/02/17</b>	<b>1,076.04</b>

**Aspley Ward Budget Allocations 2017/18**

<b>Allocated Schemes: Aspley Ward</b>	<b>Councillor(s)</b>	<b>Amount (total)</b>
Ambleside Summer Carnival	Chapman, McCulloch, Ifediora	£500
Easter event	Chapman, McCulloch, Ifediora	£150
Hope Centre soft play	Chapman, McCulloch, Ifediora	£500
Insite Radio Media Training	Chapman, McCulloch, Ifediora	£1,500
BMX sessions, Broxtowe Country Park	Chapman, McCulloch, Ifediora	£875
Tartinnaires transport	Chapman, McCulloch, Ifediora	£500

<b>Schemes to be de-committed: Aspley Ward</b>	<b>Councillor(s)</b>	<b>Amount (total)</b>

Balance brought forward 2016//17	£1,076.04
Allocation 2017/18	£15,000
Total available allocation	£16,076.04
Total de-committed	
<b>Total allocated at 14/06/17</b>	<b>£4,025</b>
<b>Total unallocated at 14/06/17</b>	<b>£12,051.04</b>

## **APPENDIX B**

### **Bilborough Ward Budget Allocations 2016/17**

<b>Allocated Schemes: Bilborough Ward</b>	<b>Councillor(s)</b>	<b>Amount (total)</b>
Make IT Fun Day 2016	Smith, Watson and Wood	£1,000
Strelley Village Green Fun Day 2016	Smith, Watson and Wood	£493
Hoylake Park party	Smith, Watson and Wood	£5,000
YMCA referral service	Smith, Watson and Wood	£2,080
Tick Tock Summer Carnival	Smith, Watson and Wood	£3,000
What Really Matters Workshop	Smith, Watson and Wood	£150
Denewood Tenants and Residents Association – 10 <sup>th</sup> Anniversary celebrations	Smith, Watson and Wood	£500
Bilborough Library Garden project	Smith, Watson and Wood	£2,100
Older persons event	Smith, Watson and Wood	£300
113 <sup>th</sup> Scouts building refurbishment project	Smith, Watson and Wood	£700
Bilborough Christmas Festival	Smith, Watson and Wood	£4,000
Christmas Market trip	Smith, Watson and Wood	£360
Freemount Parking scheme (contribution)	Smith, Watson and Wood	£17,200
Bilborough GEM awards	Smith, Watson and Wood	£900

<b>Schemes to be de-committed: Bilborough Ward</b>	<b>Councillor(s)</b>	<b>Amount</b>
	Balance Brought forward 2015/16	£55,202.89
	Allocation 2016/17	£15,000
	Total Available Allocation	£70,202.89
	Total de-committed	
	<b>Total allocated at 28/2/17</b>	<b>£37,783</b>
	<b>Total unallocated at 28/2/17</b>	<b>£32,419.89</b>

**Bilborough Ward Budget Allocations 2017/18**

<b>Allocated Schemes: Bilborough Ward</b>	<b>Councillor(s)</b>	<b>Amount (total)</b>
Strelley Village Green Fun Day 2017	Smith, Watson and Wood	£720
Bilborough Arts Festival	Smith, Watson and Wood	£2,995
Bilborough Library mosaic repairs	Wood	£850
Heritage Open Days	Smith, Watson and Wood	£100
Tartinnaires transport	Smith, Watson and Wood	£500

<b>Schemes to be de-committed: Bilborough Ward</b>	<b>Councillor(s)</b>	<b>Amount</b>
	Balance Brought forward 2016/17	£32,419.89
	Allocation 2017/18	£15,000
	Total Available Allocation	£47,519.89
	Total de-committed	
	<b>Total allocated at 14/6/17</b>	<b>£5,165</b>
	<b>Total unallocated at 14/6/17</b>	<b>£42,354.89</b>

**APPENDIX C****Leen Valley Ward Budget Allocations 2016/17**

<b>Allocated Schemes: Leen Valley Ward</b>	<b>Councillor(s)</b>	<b>Amount (total)</b>
Mobile CCTV units	Jenkins and Saghir	£8,200
Youth equipment	Jenkins and Saghir	£1,500
Bangladesh Welfare Association launch and drop in sessions	Jenkins and Saghir	£2,000
Southwold Food Fest	Jenkins and Saghir	£500
Kennington Open space play equipment	Jenkins and Saghir	£12,000
Christmas market trip	Jenkins and Saghir	£360
Accessible raised beds and gardening equipment – Windmill allotments	Jenkins and Saghir	£1,530
Southwold School allotment development	Jenkins and Saghir	£410
Community Christmas meal – Vine Centre	Jenkins and Saghir	£200
Community Coffee Hubs – Southwold School	Jenkins and Saghir	£150

<b>Schemes to be de-committed: Leen Valley Ward</b>	<b>Councillor(s)</b>	<b>Amount (total)</b>

Balance brought forward 2015/16	£36,728
Allocation 2016/17	£10,000
Total available allocation	£46,728
Total de-committed	
<b>Total allocated at 28/02/17</b>	<b>£26,850</b>
<b>Total unallocated at 28/02/17</b>	<b>£19,878</b>

### Leen Valley Ward Budget Allocations 2017/18

<b>Allocated Schemes: Leen Valley Ward</b>	<b>Councillor(s)</b>	<b>Amount (total)</b>
Scorpion United Football Club	Jenkins and Saghir	£500
Robert Shaw school summer event	Jenkins and Saghir	£500

<b>Schemes to be de-committed: Leen Valley Ward</b>	<b>Councillor(s)</b>	<b>Amount</b>

Balance Brought forward 2016/17	£19,878
Allocation 2017/18	£10,000
Total Available Allocation	£29,878
Total de-committed	
<b>Total allocated at 14/6/17</b>	<b>£1,000</b>
<b>Total unallocated at 14/6/17</b>	<b>£28,878</b>